

ADDRESS WHERE POOL WILL BE LOCATED			
OWNER	NAME	PHONE NO.:	
	NO. STREET:	CITY:	POSTAL CODE
APPLICANT	NAME:	PHONE NO.	
	NO. STREET:	CITY:	POSTAL CODE

Pool Enclosure Permit is for: (check one of the boxes)

- Inground Pool
 Above ground Pool
 Hot Tub

Site Information:

- Is your property a corner lot? Yes___ No___
- Is there a septic system on your property within 5.0 metres (16'-6") from the in-ground pool or within 3m (10') from the above-ground pool? Yes___ No___
(Health Department approval may be required if Yes)
- Has your lot been sodded for at least 2 years? Yes___ No___
(Lot must have the grading certified)
- Is this a public pool? Yes___ No___
- CLOC approval? Yes___ No___
- GRCA approval? Yes___ No___

Fence and Gate Information:

Swimming pool must be enclosed with a "safety fence" conforming to Fence By-law 2000-105, as it has been amended in By-Law 2003-071. Please refer to the Fence By-laws for details.

Type of Fence:

Is your fence existing or new? Existing Fence New Fence

- Type 1:** Vertical board wood fence with the climbable surface of the horizontal members more than 1.2 metres (4'-0"), boards a maximum 4" apart on the outside of the property
- Type 2:** Vertical board wood fence with the climbable surface of the horizontal members less than 1.2 metres (4'-0"), boards 1.5" apart maximum on the outside of the property
- Type 3:** Chain link fence conforming to Section 5.4 (6) of Fence By-law 2000-105 and amendments in By-Law 2003-071.
- Type 4:** Metal picket fence conforming to Section 5.4 (5) of Fence By-law 2000-105 and amendments in By-Law 2003-071.
- Other type of fence, please give details _____

NOTE: Existing fences must conform to Fence By-law 2000-105 and amendments in By-Law 2003-071, and your fence may have to be replaced or re-designed to conform to Fence By-law 2000-105 and the amendments in 2003-071.

Complete back of application:

Agreement

I/We agree to comply with the provision of Fence By-Law 2000-105, Fence By-Law 2003-071 and Zoning By-law 84-63 of the Municipality of Clarington. I/ We further agree that neither the granting of a permit nor the approval of the drawings or specifications, nor inspections made by any agent or employee of the Municipality shall in any way relieve Me/Us from full responsibility for compliance with Fence By-law 2000-15 and Zoning By-law 84-63.

It is the responsibility of the owner and applicant to book an inspection when the fence is complete and prior to filling the pool with water. **Call our answering machine at 623-7876 to book an inspection.**

Date: _____ Signature of Applicant: _____

OFFICE USE ONLY		
Permit Received: By: _____	Receipt #: _____	Date: _____
Planning Review for setback and fence location	By: _____	Date: _____
Fence Permit Issued:	Signature of Building Official: _____	Date: _____
Inspection of Fence:	Signature of Building Inspector: _____	Date: _____

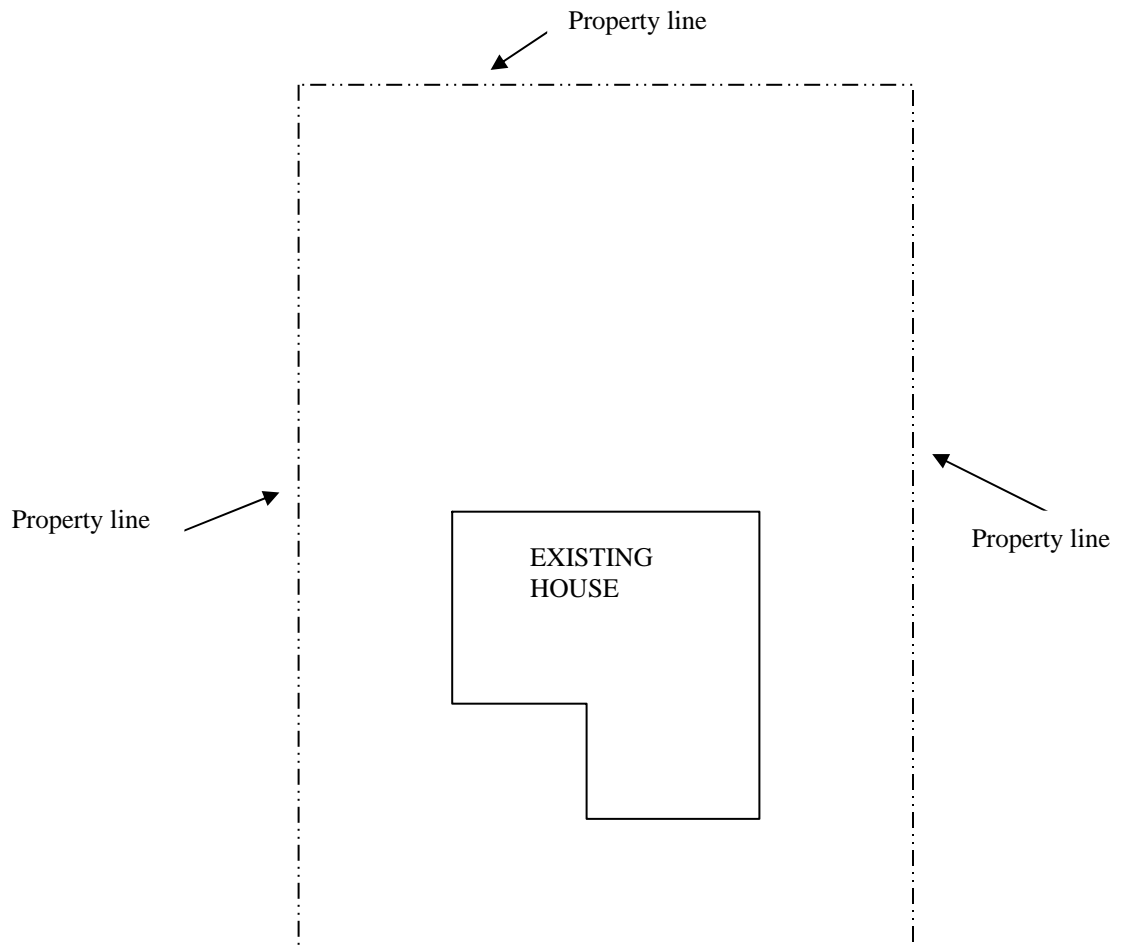
Location of Pool and Gates on Property and Fence Type:

Indicate on the site plan below, or preferably on a copy of your survey, the proposed location of the pool with the setbacks from the pool to all property lines.

Indicate on the site plan below, or preferably on a copy of your survey, the location of all gates on your property.

Indicate on the site plan below, or preferably on a copy of your survey, the type, location and height of the proposed or existing fence. For type of fence see **Fence and Gate Information** on other side.

If you are on a corner lot indicate, on the sketch below, the location and name of both streets.



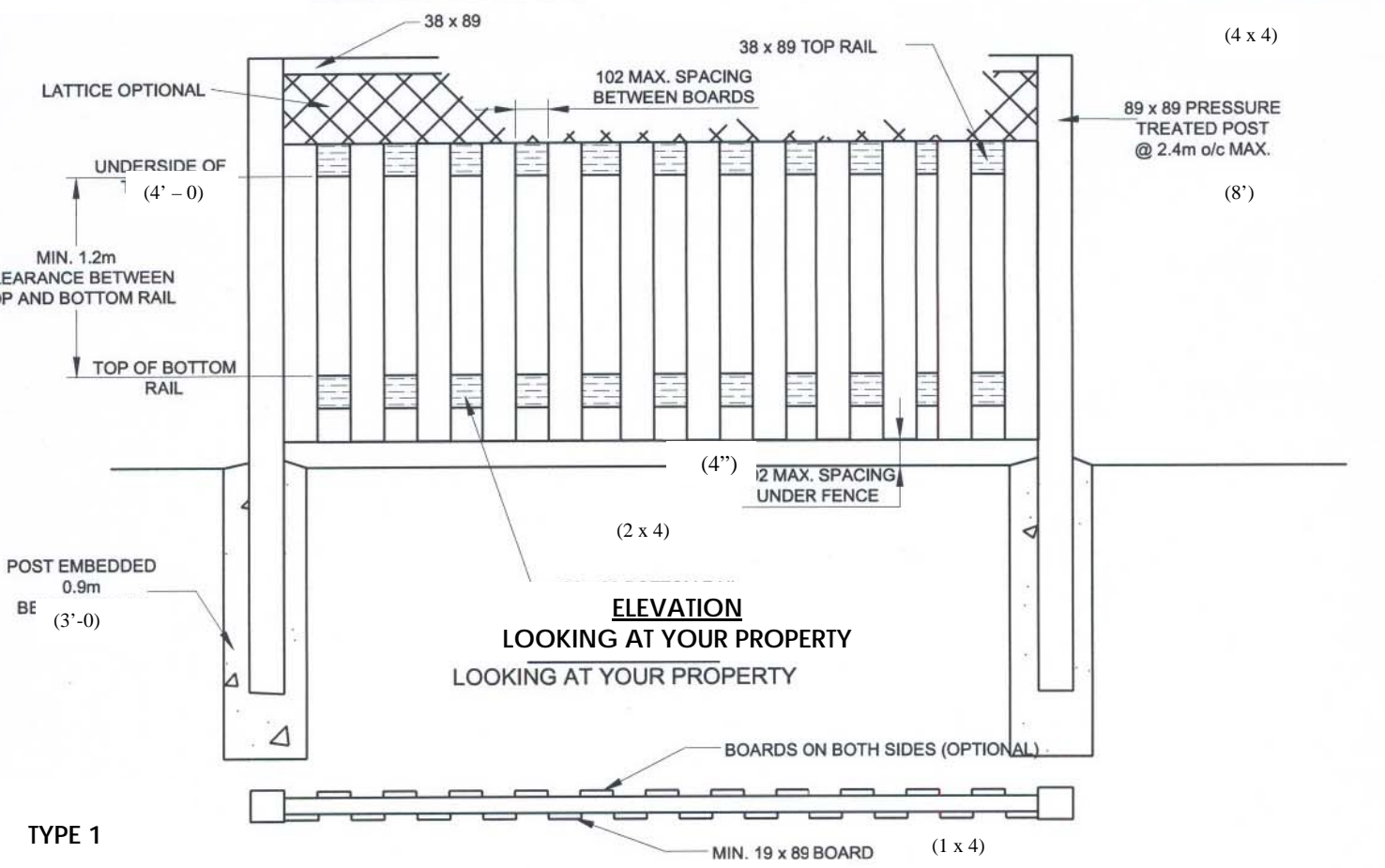
Street name _____

) = linear measurement

(2 x 4)

(2 x 4)

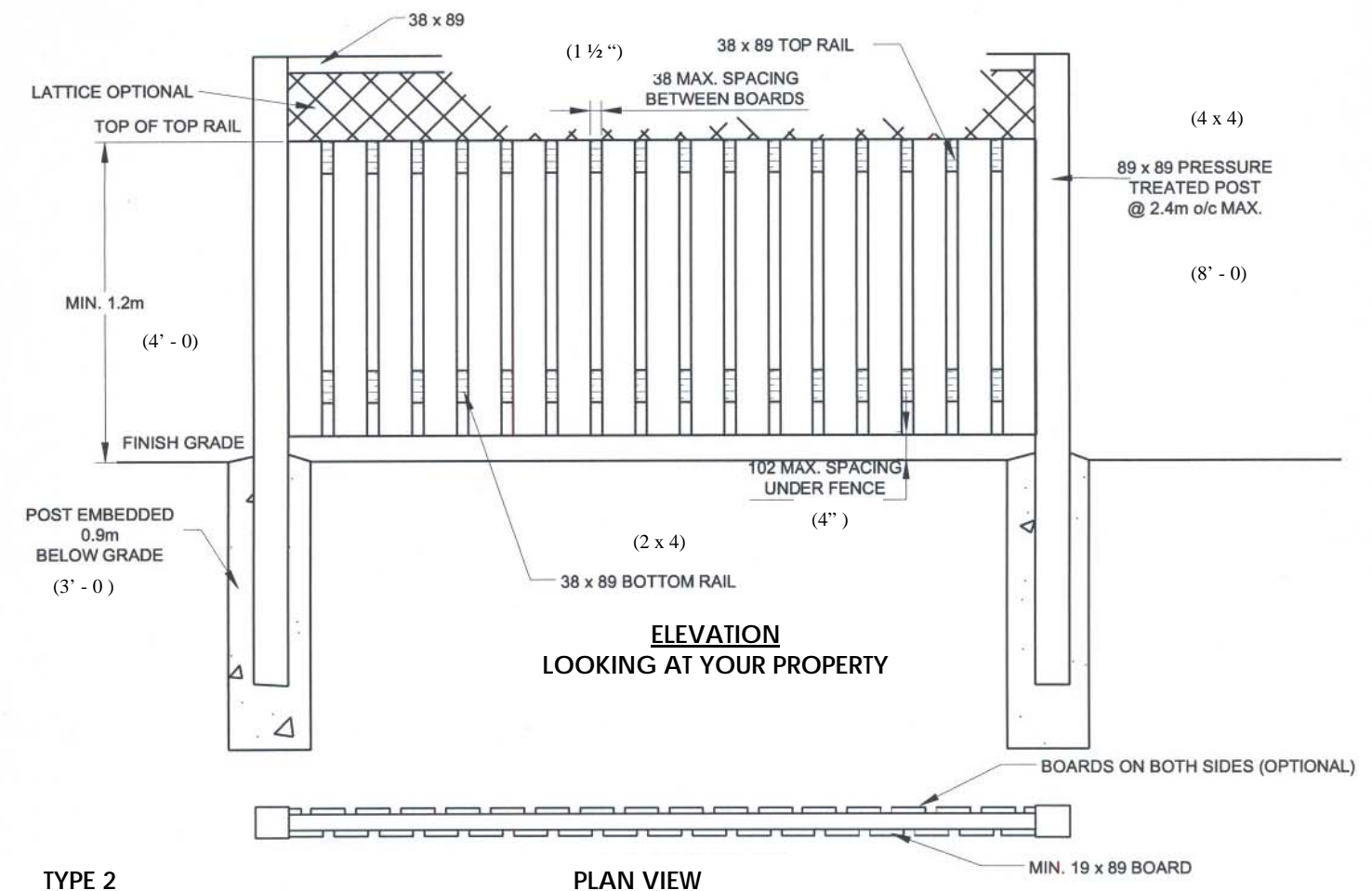
(4")



PI AN VIFW

(2 x 4)

(2 x 4)



GENERAL NOTES:

1. THE FENCE BOARD MUST FACE THE OUTSIDE OF YOUR PROPERTY SO AS TO NOT FACILITATE CLIMBING FROM THE OUTSIDE
2. FENCE HEIGHT: 1.2m MINIMUM (4' - 0)
2.1m MAXIMUM (7' - 0)
3. FOR CORNER LOTS PLEASE CONTACT PLANNING DEPT



DETAILS OF SWIMMING POOL ENCLOSURE