

Meeting: GENERAL PURPOSE AND ADMINISTRATION COMMITTEE

Date: Monday, January 22, 2007

Resolution #: _____

Report #: EGD-010-07

File #: _____

By-law #: _____

Subject: MONTHLY REPORT ON BUILDING PERMIT ACTIVITY FOR DECEMBER, 2006.

Recommendations:

It is respectfully recommended that the General Purpose and Administration Committee recommend to Council the following:

1. THAT Report EGD-010-07 be received for information.
-

Submitted by: _____
A. S. Cannella, C.E.T.
Director of Engineering Services

Reviewed by: _____
Franklin Wu
Chief Administrative Officer

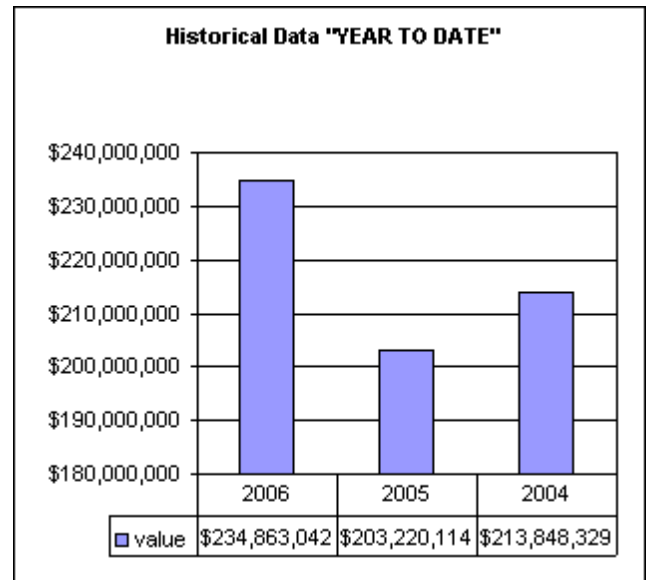
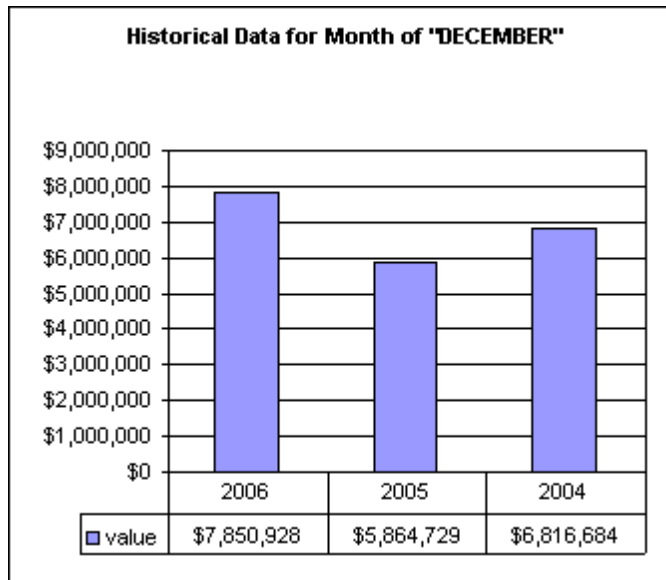
ASC*RP*bb
January 5, 2007

1. **BACKGROUND:**

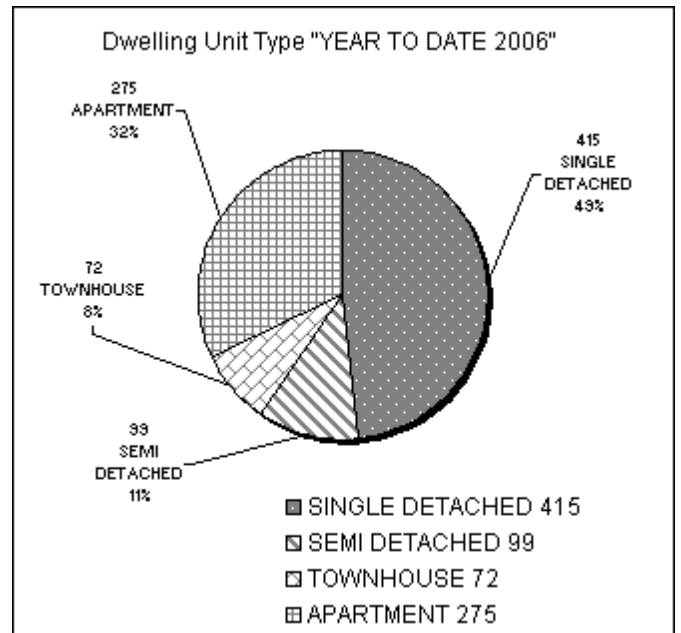
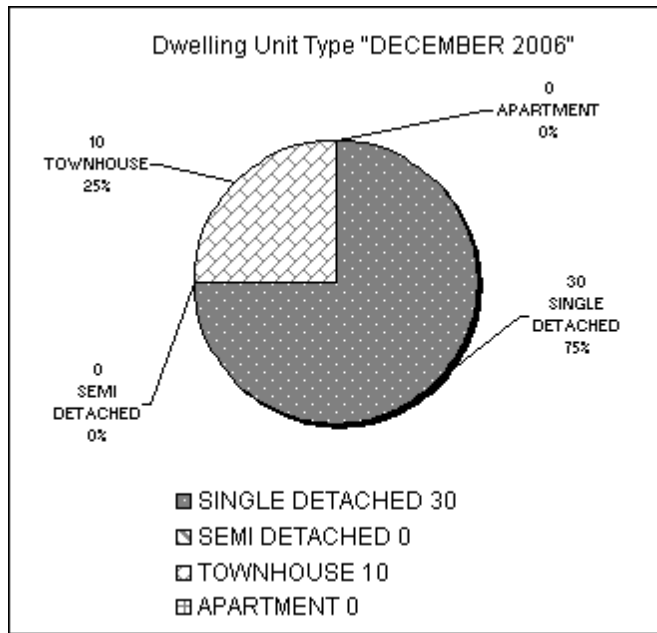
1.1 With respect to the Building Permit Activity for the month of December 2006, Staff wish to highlight the following statistics for the information of Committee and Council.

	MONTH OF DEC 2006	YEAR TO DATE 2006	YEAR TO DATE 2005	% CHANGE OF VALUE YTD 06-05
Permits Issued	56	1045	1150	-9.1%
VALUE OF CONSTRUCTION				
Residential	\$7,550,928	\$149,987,669	\$141,851,046	5.7%
Industrial	\$80,000	\$45,585,666	\$34,567,600	31.9%
Government	\$0	\$16,905,000	\$468,500	3508.3%
Commercial	\$220,000	\$16,526,495	\$11,402,112	44.9%
Institutional	\$0	\$4,457,641	\$10,845,364	-58.9%
Agricultural	\$0	\$1,400,571	\$4,085,492	-65.7%
TOTAL	\$7,850,928	\$234,863,042	\$203,220,114	15.6%

The following is a historical comparison of the building permits issued for the month of "DECEMBER" and "YEAR TO DATE" for a three year period.



The following is a comparison of the types of dwelling units issued for the month of "DECEMBER" and "YEAR TO DATE".



MONTH OF DECEMBER 2006

BUILDING CATEGORY	2006		2005	
	NUMBER OF PERMITS	VALUE OF CONSTRUCTION	NUMBER OF PERMITS	VALUE OF CONSTRUCTION
Residential	53	\$7,550,928	42	\$5,560,729
Industrial	1	\$80,000	3	\$140,000
Government	0	\$0	1	\$20,000
Commercial	1	\$220,000	2	\$69,000
Institutional	0	\$0	0	\$0
Agricultural	0	\$0	1	\$75,000
Demolition	1	\$0	1	\$0
TOTAL	56	\$7,850,928	50	\$5,864,729

YEAR TO DATE

BUILDING CATEGORY	2006		2005	
	NUMBER OF PERMITS	VALUE OF CONSTRUCTION	NUMBER OF PERMITS	VALUE OF CONSTRUCTION
Residential	869	\$149,987,669	1000	\$141,851,046
Industrial	23	\$45,585,666	16	\$34,567,600
Government	7	\$16,905,000	10	\$468,500
Commercial	55	\$16,526,495	60	\$11,402,112
Institutional	29	\$4,457,641	15	\$10,845,364
Agricultural	17	\$1,400,571	21	\$4,085,492
Demolition	45	\$0	28	\$0
TOTAL	1045	\$234,863,042	1150	\$203,220,114

Municipality of Clarington
Building Services - Monthly Activity Report DECEMBER 2006

PERMIT REVENUES				
	2006		2005	
	December	Year to Date	December	Year to Date
PERMIT FEES	\$67,120	\$1,644,939	\$48,475	\$1,273,937

INSPECTION SERVICES				
	2006		2005	
	December	Year to Date	December	Year to Date
Building Inspections	428	5932	896	7433
Plumbing Inspections	370	5231	680	5564
TOTALS	798	11163	1576	12997

NUMBER OF NEW RESIDENTIAL UNITS				
	2006		2005	
	December	Year to Date	December	Year to Date
Single Detached	30	415	11	362
Semi-Detached	0	99	18	286
Townhouse	10	72	0	59
Apartments	0	275	0	95
TOTALS	40	861	29	802

AREA	YEAR: 2006 (to month)	2005	2004	2003	2002	2001	2000	1999	1998	1997	1996
Bowmanville	609	307	587	468	345	312	188	184	313	423	217
Courtice	126	241	173	180	133	129	231	296	254	295	331
Newcastle	84	202	191	123	131	76	110	78	4	5	3
Wilmot Creek	15	15	25	29	38	24	19	21	33	21	16
Orono	1	1	2		1			1			
Darlington	7	14	15	13	17	47	102	31	14	20	17
Clarke	12	13	10	16	15	9	17	17	12	20	10
Burketon		1	1	1	1		1		1	2	
Enfield										3	
Enniskillen	1	1	1		2	5	7	6	3	7	3
Hampton	1			3	1	1	1	2	1	2	2
Haydon								1	1	2	
Kendal			1		3	2		1			
Kirby										1	
Leskard					1			1			
Maple Grove				1							
Mitchells Corners			1								
Newtonville	2	4	5	3	3		3	1			2
Solina	3	3	3	3	1	1					
Tyrone				3	9	3					
TOTALS	861	802	1015	843	701	609	679	640	636	801	601