

Meeting: GENERAL PURPOSE AND ADMINISTRATION COMMITTEE

Date: Monday, January 21, 2008

Resolution #: _____

Report #: EGD-003-08

File #: _____

By-law #: _____

Subject: MONTHLY REPORT ON BUILDING PERMIT ACTIVITY FOR DECEMBER, 2007.

Recommendations:

It is respectfully recommended that the General Purpose and Administration Committee recommend to Council the following:

1. THAT Report EGD-003-08 be received for information.
-

Submitted by: _____
A. S. Cannella, C.E.T.
Director of Engineering Services

Reviewed by: _____
Franklin Wu
Chief Administrative Officer

ASC*RP*bb
January 10, 2008

1. BACKGROUND

1.1 With respect to the Building Permit Activity for the month of DECEMBER 2007, Staff wish to highlight the following statistics for the information of Committee and Council.

MONTH OF DECEMBER

BUILDING CATEGORY	2007		2006		% CHANGE OF VALUE 2007-2006
	NUMBER OF PERMITS	VALUE OF CONSTRUCTION	NUMBER OF PERMITS	VALUE OF CONSTRUCTION	
Residential	54	\$11,680,958	53	\$7,550,528	54.7%
Industrial	2	\$197,500	1	\$80,000	146.9%
Government	0	\$0	0	\$0	N/A
Commercial	6	\$5,045,000	1	\$220,000	2,193.2%
Institutional	1	\$10,000	0	\$0	N/A
Agricultural	2	\$303,808	0	\$0	N/A
Demolition	0	\$0	1	\$0	N/A
TOTAL	65	\$17,237,266	56	\$7,850,528	119.6%

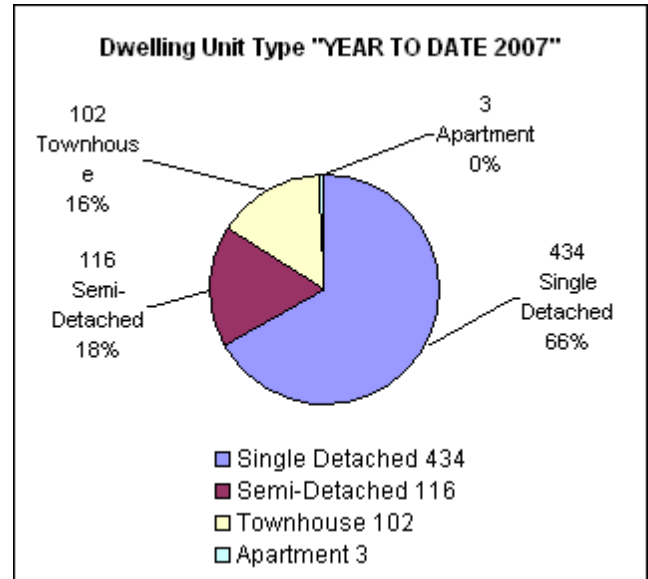
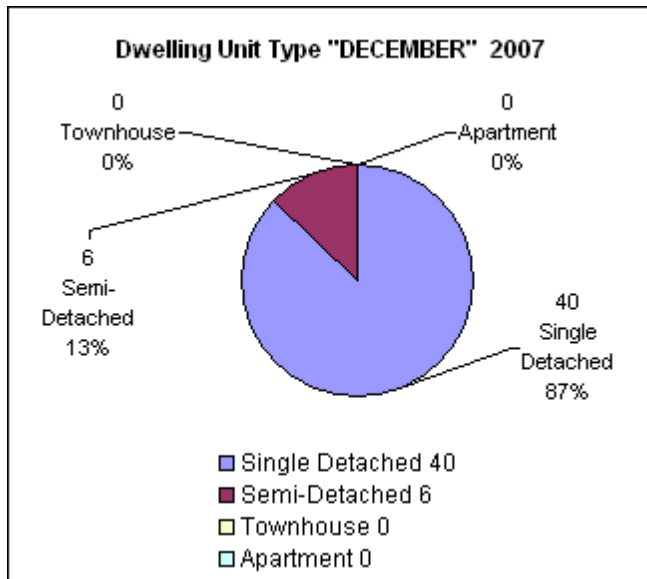
YEAR TO DATE

BUILDING CATEGORY	2007		2006		% CHANGE OF VALUE 2007-2006
	NUMBER OF PERMITS	VALUE OF CONSTRUCTION	NUMBER OF PERMITS	VALUE OF CONSTRUCTION	
Residential	917	\$161,671,583	866	\$150,360,880	7.5%
Industrial	15	\$6,829,300	25	\$45,519,666	-85.0%
Government	3	\$152,000	6	\$16,815,000	-99.1%
Commercial	60	\$21,481,529	58	\$16,726,495	28.4%
Institutional	14	\$4,818,980	28	\$4,422,641	9.0%
Agricultural	28	\$6,694,735	17	\$1,400,571	378.0%
Demolition	36	\$0	45	\$0	N/A
TOTAL	1,073	\$201,648,127	1,04	\$235,245,253	-14.3%

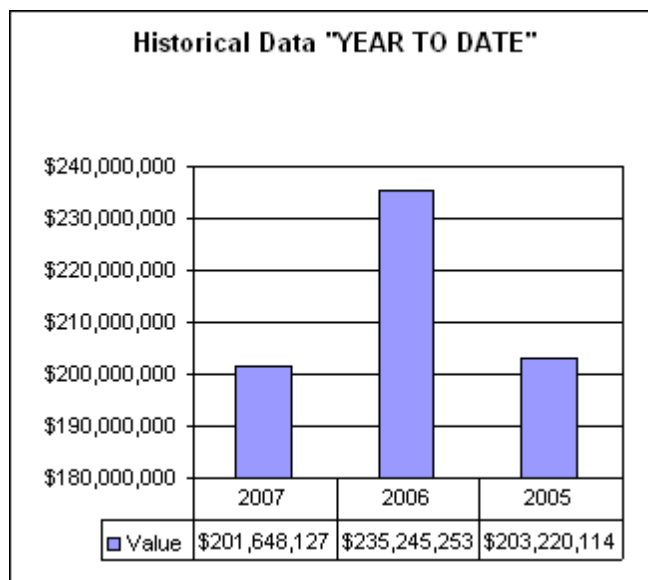
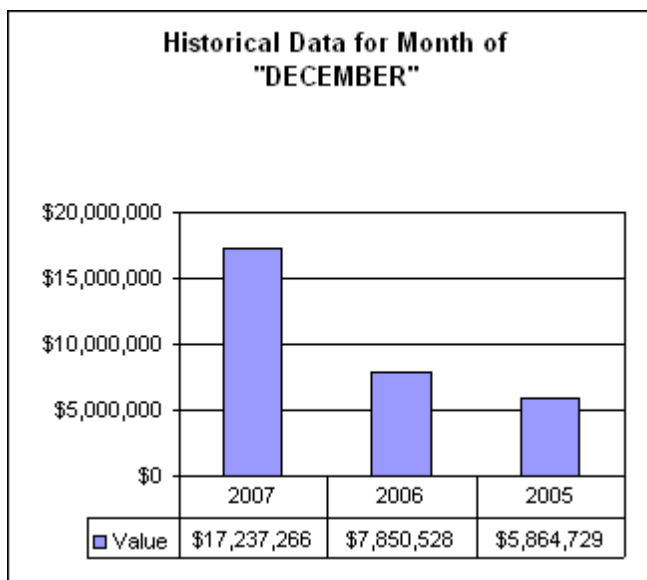
1.2 With respect to building permit activities (over \$250,000) and large residential building permit activities, the details are provided as follows:

Owner / Applicant	Construction Type	Location	Value
1424687 ONTARIO LIMITED	Automobile Sales & Service (HONDA)	29 SPICER SQUARE, BOWMANVILLE	\$4,500,000
LABNO DEVELOPMENTS CORP	Interior Alterations (Shoppers Drug)	570 LONGWORTH AVENUE, BOWMANVILLE	\$400,000
WARREN STAPLETON	Pole Barn	3,030 STAPLETON ROAD, CLARKE	\$278,808

The following is a comparison of the types of dwelling units issued for the month of "DECEMBER" and "YEAR TO DATE".



The following is a historical comparison of the building permits issued for the month of "DECEMBER" and "YEAR TO DATE" for a three year period.



PERMIT REVENUES

	2007		2006	
	December	Year to Date	December	Year to Date
PERMIT FEES	\$116,505	\$1,541,659	\$66,720	\$1,650,013

INSPECTION SERVICES

	2007		2006	
	December	Year to Date	December	Year to Date
Building Inspections	366	5,831	424	5,929
Plumbing & Heating Inspections	409	5,892	367	5,196
Pool Enclosure Inspections	0	0	0	0
TOTAL	775	11,723	791	11,125

NUMBER OF NEW RESIDENTIAL UNITS

	2007		2006	
	December	Year to Date	December	Year to Date
Single Detached	40	434	30	414
Semi-Detached	6	116	0	100
Townhouse	0	102	10	72
Apartments	0	3	0	275
TOTAL	46	655	40	861

RESIDENTIAL UNITS HISTORICAL COMPARISON

AREA	YEAR: 2007 (to end of December)	2006	2005	2004	2003	2002	2001	2000	1999	1998	1997
Bowmanville	451	608	307	587	468	345	312	188	184	313	423
Courtice	82	126	241	173	180	133	129	231	296	254	295
Newcastle	77	84	202	191	123	131	76	110	78	4	5
Wilmot Creek	16	15	15	25	29	38	24	19	21	33	21
Orono	1	1	1	2	0	1	0	0	1	0	0
Darlington	6	7	14	15	13	17	47	102	31	14	19
Clarke	11	12	13	10	16	15	9	17	17	12	20
Burketon	0	0	1	1	1	1	0	1	0	1	2
Enfield	0	0	0	0	0	0	0	0	0	0	3
Enniskillen	0	1	1	1	0	2	5	7	6	3	7
Hampton	1	1	0	0	3	1	1	1	2	1	2
Haydon	0	0	0	0	0	0	0	0	1	1	2
Kendal	1	0	0	1	0	3	2	0	1	0	0
Kirby	0	0	0	0	0	0	0	0	0	0	1
Leskard	0	0	0	0	0	1	0	0	1	0	0
Maple Grove	0	0	0	0	1	0	0	0	0	0	0
Mitchell Corners	1	0	0	1	0	0	0	0	0	0	0
Newtonville	2	2	4	5	3	3	0	3	1	0	0
Solina	6	3	3	3	3	1	1	0	0	0	1
Tyrone	0	0	0	0	3	9	3	0	0	0	0
TOTALS	655	860	802	1,015	843	701	609	679	640	636	801