

**Meeting:** GENERAL PURPOSE AND ADMINISTRATION COMMITTEE

**Date:** Monday, February 25, 2008

**Resolution #:** \_\_\_\_\_

**Report #:** EGD-010-08

**File #:** \_\_\_\_\_

**By-law #:** \_\_\_\_\_

---

**Subject:** MONTHLY REPORT ON BUILDING PERMIT ACTIVITY FOR JANUARY, 2008.

---

**Recommendations:**

It is respectfully recommended that the General Purpose and Administration Committee recommend to Council the following:

1. THAT Report EGD-010-08 be received for information.
- 

Submitted by: \_\_\_\_\_  
A. S. Cannella, C.E.T.  
Director of Engineering Services

Reviewed by: \_\_\_\_\_  
Franklin Wu  
Chief Administrative Officer

ASC\*RP\*bb  
February 06, 2008

## 1. BACKGROUND

1.1 With respect to the Building Permit Activity for the month of JANUARY 2008, Staff wish to highlight the following statistics for the information of Committee and Council.

### MONTH OF JANUARY

BUILDING CATEGORY	2008		2007		% CHANGE OF VALUE 2008-2007
	NUMBER OF PERMITS	VALUE OF CONSTRUCTION	NUMBER OF PERMITS	VALUE OF CONSTRUCTION	
Residential	53	\$11,181,593	39	\$5,864,944	90.7%
Industrial	0	\$0	0	\$0	N/A
Government	0	\$0	0	\$0	N/A
Commercial	5	\$357,500	1	\$90,000	297.2%
Institutional	2	\$358,000	0	\$0	N/A
Agricultural	0	\$0	0	\$0	N/A
Demolition	2	\$0	3	\$0	N/A
<b>TOTAL</b>	<b>62</b>	<b>\$11,897,093</b>	<b>43</b>	<b>\$5,954,944</b>	<b>99.8%</b>

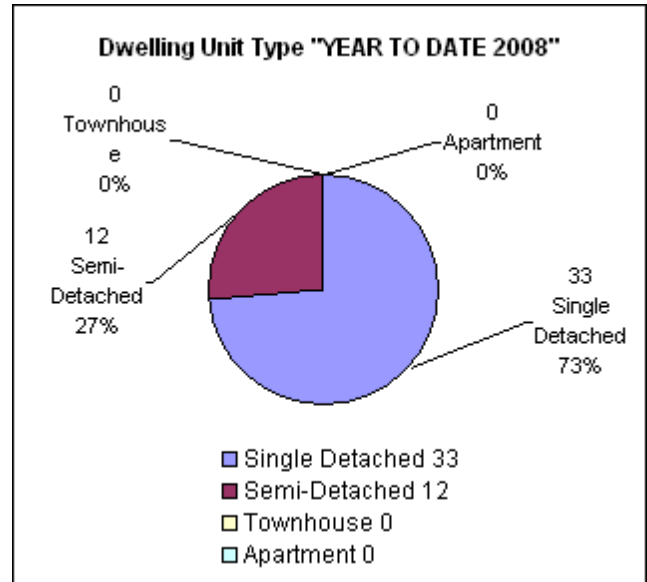
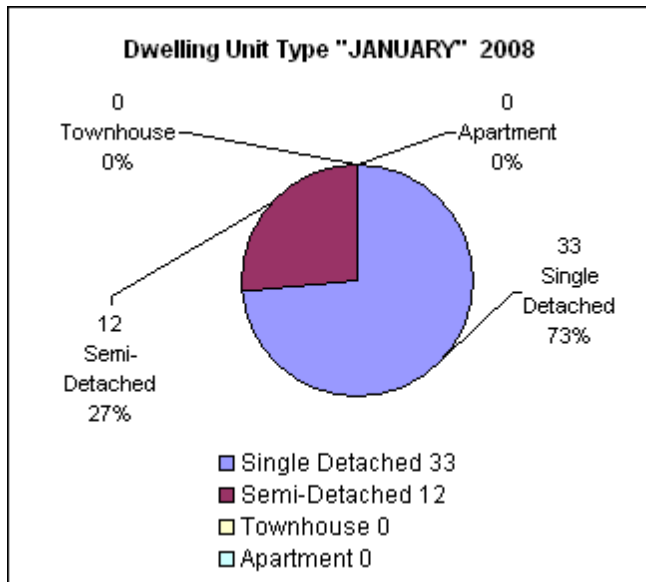
### YEAR TO DATE

BUILDING CATEGORY	2008		2007		% CHANGE OF VALUE 2008-2007
	NUMBER OF PERMITS	VALUE OF CONSTRUCTION	NUMBER OF PERMITS	VALUE OF CONSTRUCTION	
Residential	53	\$11,181,593	39	\$5,864,944	90.7%
Industrial	0	\$0	0	\$0	N/A
Government	0	\$0	0	\$0	N/A
Commercial	5	\$357,500	1	\$90,000	297.2%
Institutional	2	\$358,000	0	\$0	N/A
Agricultural	0	\$0	0	\$0	N/A
Demolition	2	\$0	3	\$0	N/A
<b>TOTAL</b>	<b>62</b>	<b>\$11,897,093</b>	<b>43</b>	<b>\$5,954,944</b>	<b>99.8%</b>

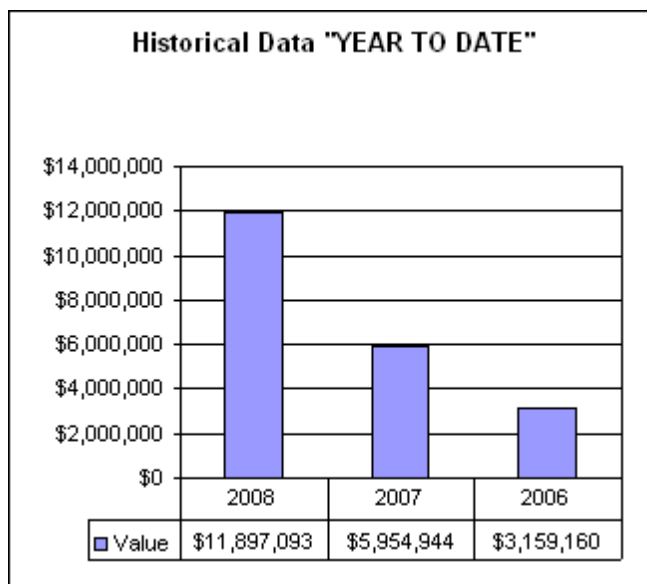
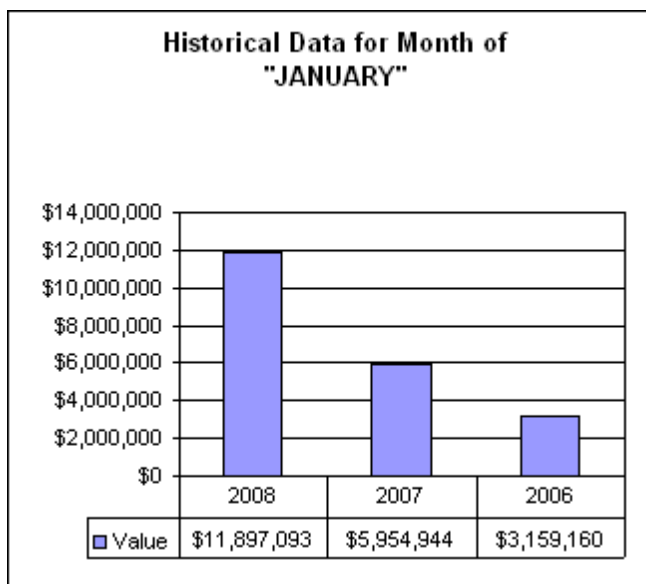
1.2 With respect to building permit activities (over \$250,000) and large residential building permit activities, the details are provided as follows:

<b>Owner / Applicant</b>	<b>Construction Type</b>	<b>Location</b>	<b>Value</b>
<b>KAWARTHA PINE RIDGE DISTRICT SCHOOL BOARD</b>	Fire Alarm System	49 LIBERTY NORTH STREET, BOWMANVILLE	\$278,000

The following is a comparison of the types of dwelling units issued for the month of "JANUARY" and "YEAR TO DATE".



The following is a historical comparison of the building permits issued for the month of "JANUARY" and "YEAR TO DATE" for a three year period.



**PERMIT REVENUES**

	2008		2007	
	January	Year to Date	January	Year to Date
<b>PERMIT FEES</b>	\$83,319	\$83,319	\$48,507	\$48,507

**INSPECTION SERVICES**

	2008		2007	
	January	Year to Date	January	Year to Date
<b>Building Inspections</b>	403	403	464	464
<b>Plumbing &amp; Heating Inspections</b>	588	588	432	432
<b>Pool Enclosure Inspections</b>	0	0	0	0
<b>TOTAL</b>	991	991	896	896

**NUMBER OF NEW RESIDENTIAL UNITS**

	2008		2007	
	January	Year to Date	January	Year to Date
<b>Single Detached</b>	33	33	15	15
<b>Semi-Detached</b>	12	12	0	0
<b>Townhouse</b>	0	0	12	12
<b>Apartments</b>	0	0	0	0
<b>TOTAL</b>	45	45	27	27

## RESIDENTIAL UNITS HISTORICAL COMPARISON

AREA	YEAR: 2008 (to end of January)	2007	2006	2005	2004	2003	2002	2001	2000	1999	1998
Bowmanville	26	451	608	307	587	468	345	312	188	184	313
Courtice	13	82	126	241	173	180	133	129	231	296	254
Newcastle	1	77	84	202	191	123	131	76	110	78	4
Wilmot Creek	3	16	15	15	25	29	38	24	19	21	33
Orono	2	1	1	1	2	0	1	0	0	1	0
Darlington	0	6	7	14	15	13	17	47	102	31	14
Clarke	0	11	12	13	10	16	15	9	17	17	12
Burketon	0	0	0	1	1	1	1	0	1	0	1
Enfield	0	0	0	0	0	0	0	0	0	0	0
Enniskillen	0	0	1	1	1	0	2	5	7	6	3
Hampton	0	1	1	0	0	3	3	1	1	2	1
Haydon	0	0	0	0	0	0	0	0	0	1	1
Kendal	0	1	0	0	1	0	3	2	0	1	0
Kirby	0	0	0	0	0	0	0	0	0	0	0
Leskard	0	0	0	0	0	0	1	0	0	1	0
Maple Grove	0	0	0	0	0	1	0	0	0	0	0
Mitchell Corners	0	1	0	0	1	0	0	0	0	0	0
Newtonville	0	2	2	4	5	3	3	0	3	1	0
Solina	0	6	3	3	3	3	1	1	0	0	0
Tyrone	0	0	0	0	0	3	9	3	0	0	0
<b>TOTALS</b>	45	655	860	802	1,015	843	701	609	679	640	636