
Meeting: GENERAL PURPOSE AND ADMINISTRATION COMMITTEE

Date: Monday, April 14, 2008

Resolution #: _____

Report #: EGD-019-08

File #: _____

By-law #: _____

Subject: MONTHLY REPORT ON BUILDING PERMIT ACTIVITY FOR MARCH, 2008.

Recommendations:

It is respectfully recommended that the General Purpose and Administration Committee recommend to Council the following:

1. THAT Report EGD-019-08 be received for information.
-

Submitted by: _____
A. S. Cannella, C.E.T.
Director of Engineering Services

Reviewed by: _____
Franklin Wu
Chief Administrative Officer

ASC*RP*bb
April 08, 2008

1. BACKGROUND

- 1.1 With respect to the Building Permit Activity for the month of MARCH 2008, Staff wish to highlight the following statistics for the information of Committee and Council.

MONTH OF MARCH

BUILDING CATEGORY	2008		2007		% CHANGE OF VALUE 2008-2007
	NUMBER OF PERMITS	VALUE OF CONSTRUCTION	NUMBER OF PERMITS	VALUE OF CONSTRUCTION	
Residential	25	\$4,781,821	64	\$15,962,346	-70.0%
Industrial	0	\$0	4	\$316,800	N/A
Government	0	\$0	0	\$0	N/A
Commercial	3	\$130,000	4	\$1,365,700	-90.5%
Institutional	1	\$20,000	0	\$0	N/A
Agricultural	0	\$0	0	\$0	N/A
Demolition	3	\$0	0	\$0	N/A
TOTAL	32	\$4,931,821	72	\$17,644,846	-72.0%

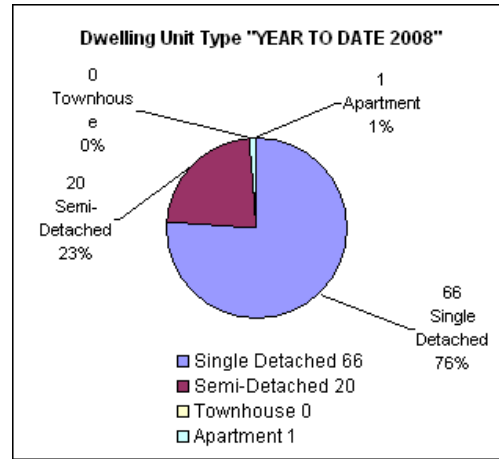
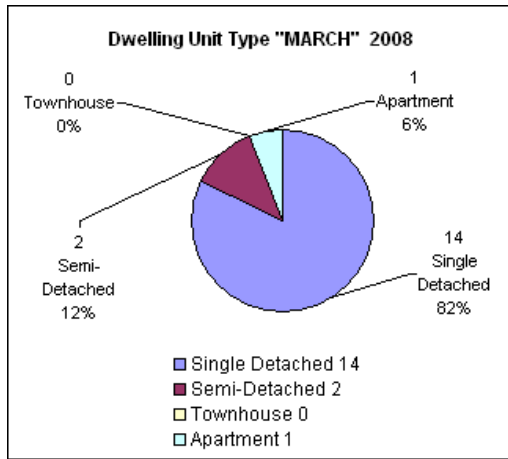
YEAR TO DATE

BUILDING CATEGORY	2008		2007		% CHANGE OF VALUE 2008-2007
	NUMBER OF PERMITS	VALUE OF CONSTRUCTION	NUMBER OF PERMITS	VALUE OF CONSTRUCTION	
Residential	109	\$21,771,253	168	\$32,639,358	-33.3%
Industrial	0	\$0	4	\$316,800	N/A
Government	0	\$0	0	\$0	N/A
Commercial	13	\$784,500	9	\$1,597,700	-50.9%
Institutional	4	\$395,000	0	\$0	N/A
Agricultural	2	\$218,440	1	\$10,000	2,084.4%
Demolition	7	\$0	6	\$0	N/A
TOTAL	135	\$23,169,193	188	\$34,563,858	-33.0%

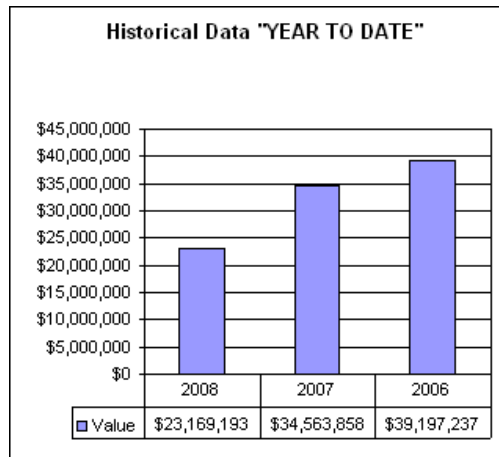
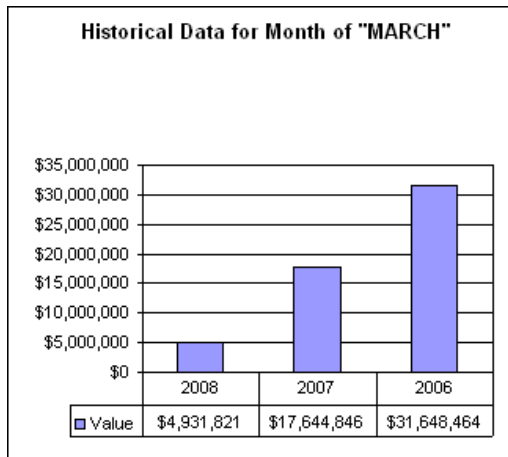
1.2 With respect to building permit activities (over \$250,000) and large residential building permit activities, the details are provided as follows:

Owner / Applicant	Construction Type	Location	Value
--------------------------	--------------------------	-----------------	--------------

The following is a comparison of the types of dwelling units issued for the month of "MARCH" and "YEAR TO DATE".



The following is a historical comparison of the building permits issued for the month of "MARCH" and "YEAR TO DATE" for a three year period.



PERMIT REVENUES

	2008		2007	
	March	Year to Date	March	Year to Date
PERMIT FEES	\$40,411	\$169,106	\$126,786	\$259,072

INSPECTION SERVICES

	2008		2007	
	March	Year to Date	March	Year to Date
Building Inspections	268	1,138	468	1,386
Plumbing & Heating Inspections	419	1,433	382	1,206
Pool Enclosure Inspections	0	0	0	0
TOTAL	687	2,571	850	2,592

NUMBER OF NEW RESIDENTIAL UNITS

	2008		2007	
	March	Year to Date	March	Year to Date
Single Detached	14	66	52	87
Semi-Detached	2	20	2	40
Townhouse	0	0	0	12
Apartments	1	1	0	0
TOTAL	17	87	54	139

RESIDENTIAL UNITS HISTORICAL COMPARISON

AREA	YEAR: 2008 (to end of March)	2007	2006	2005	2004	2003	2002	2001	2000	1999	1998
Bowmanville	48	451	608	307	587	468	345	312	188	184	313
Courtice	29	82	126	241	173	180	133	129	231	296	254
Newcastle	3	77	84	202	191	123	131	76	110	78	4
Wilmot Creek	4	16	15	15	25	29	38	24	19	21	33
Orono	2	1	1	1	2	0	1	0	0	1	0
Darlington	0	6	7	14	15	13	17	47	102	31	14
Clarke	1	11	12	13	10	16	15	9	17	17	12
Burketon	0	0	0	1	1	1	1	0	1	0	1
Enfield	0	0	0	0	0	0	0	0	0	0	0
Enniskillen	0	0	1	1	1	0	2	5	7	6	3
Hampton	0	1	1	0	0	3	3	1	1	2	1
Haydon	0	0	0	0	0	0	0	0	0	1	1
Kendal	0	1	0	0	1	0	3	2	0	1	0
Kirby	0	0	0	0	0	0	0	0	0	0	0
Leskard	0	0	0	0	0	0	1	0	0	1	0
Maple Grove	0	0	0	0	0	1	0	0	0	0	0
Mitchell Corners	0	1	0	0	1	0	0	0	0	0	0
Newtonville	0	2	2	4	5	3	3	0	3	1	0
Solina	0	6	3	3	3	3	1	1	0	0	0
Tyrone	0	0	0	0	0	3	9	3	0	0	0
TOTALS	87	655	860	802	1,015	843	701	609	679	640	636