

Meeting: GENERAL PURPOSE AND ADMINISTRATION COMMITTEE

Date: Monday, May 17, 2010

Resolution #: _____

Report #: EGD-018-10

File #: _____

By-law #: _____

Subject: MONTHLY REPORT ON BUILDING PERMIT ACTIVITY FOR APRIL, 2010.

Recommendations:

It is respectfully recommended that the General Purpose and Administration Committee recommend to Council the following:

1. THAT Report EGD-018-10 be received for information.
-

Submitted by: _____
A. S. Cannella, C.E.T.
Director of Engineering Services

Reviewed by: _____
Franklin Wu
Chief Administrative Officer

ASC*RP*bb
May 11, 2010

1. BACKGROUND

1.1 With respect to the Building Permit Activity for the month of APRIL 2010, Staff wish to highlight the following statistics for the information of Committee and Council.

MONTH OF APRIL

BUILDING CATEGORY	2010		2009		% CHANGE OF VALUE 2010-2009
	NUMBER OF PERMITS	VALUE OF CONSTRUCTION	NUMBER OF PERMITS	VALUE OF CONSTRUCTION	
Residential	104	\$20,431,315	47	\$6,943,440	194.3%
Industrial	0	\$0	0	\$0	N/A
Government	2	\$2,010,700	0	\$0	N/A
Commercial	2	\$29,000	3	\$74,000	-60.8%
Institutional	1	\$50,000	0	\$0	N/A
Agricultural	3	\$865,436	1	\$334,572	158.7%
Demolition	2	\$0	6	\$0	N/A
TOTAL	114	\$23,386,451	57	\$7,352,012	218.1%

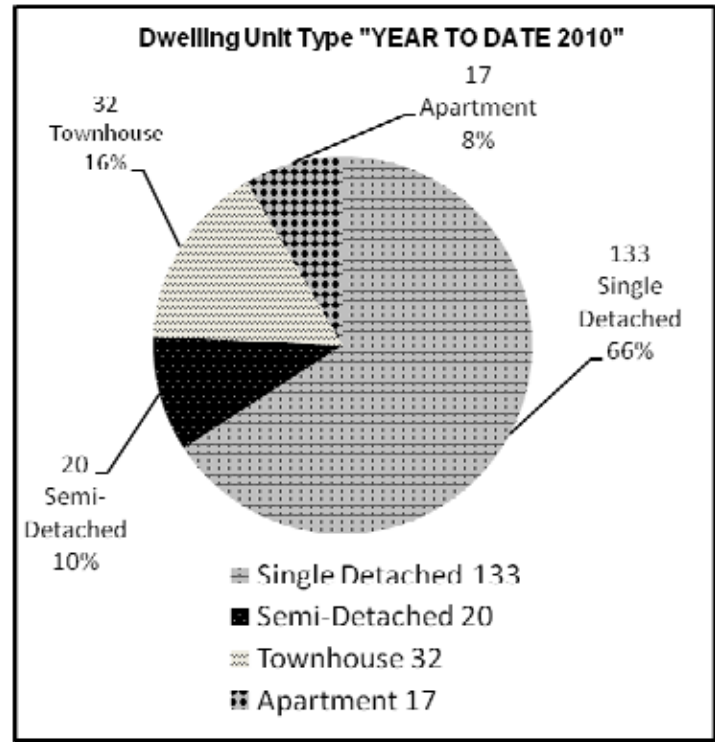
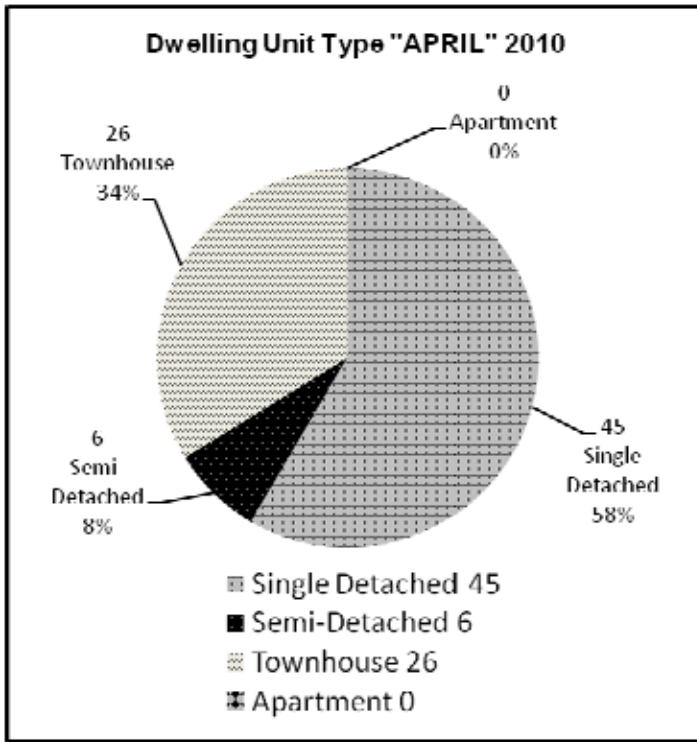
YEAR TO DATE

BUILDING CATEGORY	2010		2009		% CHANGE OF VALUE 2010-2009
	NUMBER OF PERMITS	VALUE OF CONSTRUCTION	NUMBER OF PERMITS	VALUE OF CONSTRUCTION	
Residential	275	\$55,037,230	117	\$16,780,878	228.0%
Industrial	0	\$0	1	\$120,000	N/A
Government	2	\$2,010,700	0	\$0	N/A
Commercial	16	\$3,061,300	12	\$1,307,924	134.1%
Institutional	6	\$9,154,400	3	\$13,737,560	-33.4%
Agricultural	9	\$1,208,536	4	\$660,922	82.9%
Demolition	11	\$0	12	\$0	N/A
TOTAL	319	\$70,472,166	149	\$32,607,284	116.1%

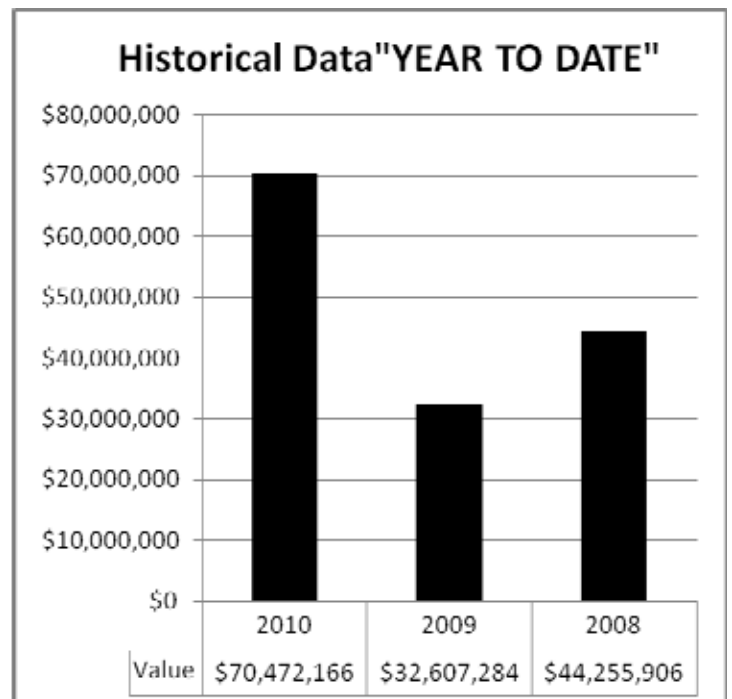
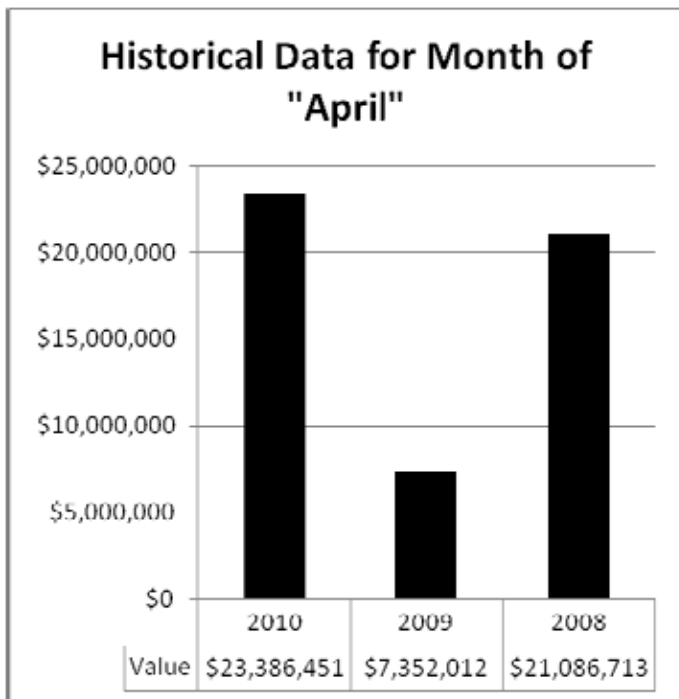
1.2 With respect to building permit activities (over \$250,000) and large residential building permit activities, the details are provided as follows:

Owner / Applicant	Construction Type	Location	Value
JOSE TAVARES	Storage Building for Hay	8,515 ENFIELD ROAD, DARLINGTON	\$662,400
MUNICIPALITY OF CLARINGTON	Addition and Renov to Arena	2,276 TAUNTON ROAD, HAMPTON	\$2,000,000
KAITLIN GROUP LTD	Site Services	70 MCBRIDE AVENUE, BOWMANVILLE	\$1,022,000

The following is a comparison of the types of dwelling units issued for the month of "APRIL" and "YEAR TO DATE".



The following is a historical comparison of the building permits issued for the month of "APRIL" and "YEAR TO DATE" for a three year period.



PERMIT REVENUES

	2010		2009	
	April	Year to Date	April	Year to Date
PERMIT FEES	\$151,369	\$501,527	\$50,166	\$220,516

INSPECTION SERVICES

	2010		2009	
	April	Year to Date	April	Year to Date
Building Inspections	484	1,492	431	1,573
Plumbing & Heating Inspections	469	1,708	547	1,998
Pool Enclosure Inspections	5	6	1	5
TOTAL	958	3,206	979	3,576

NUMBER OF NEW RESIDENTIAL UNITS

	2010		2009	
	April	Year to Date	April	Year to Date
Single Detached	45	133	16	40
Semi-Detached	6	20	8	12
Townhouse	26	32	0	0
Apartments	0	17	2	3
TOTAL	77	202	26	55

RESIDENTIAL UNITS HISTORICAL COMPARISON

AREA	YEAR: 2010 (to end of April)	2009	2008	2007	2006	2005	2004	2003	2002	2001	2000
Bowmanville	70	98	340	451	609	307	587	468	345	312	188
Courtice	115	112	134	82	126	241	173	180	133	129	231
Newcastle	7	24	60	77	84	202	191	123	131	76	110
Wilmot Creek	2	9	30	16	15	15	25	29	38	24	19
Orono	0	0	2	1	1	1	2	0	1	0	0
Darlington	3	6	10	6	7	14	15	13	17	47	102
Clarke	1	11	5	11	12	13	10	16	15	9	17
Burketon	1	0	0	0	0	1	1	1	1	0	1
Enfield	0	0	0	0	0	0	0	0	0	0	0
Enniskillen	0	2	0	0	1	1	1	0	2	5	7
Hampton	0	0	0	1	1	0	0	3	1	1	1
Haydon	0	0	0	0	0	0	0	0	0	0	0
Kendal	0	1	0	1	0	0	1	0	3	2	0
Kirby	0	0	0	0	0	0	0	0	0	0	0
Leskard	0	0	0	0	0	0	0	0	1	0	0
Maple Grove	0	0	0	0	0	0	0	1	0	0	0
Mitchell Corners	0	0	0	1	0	0	1	0	0	0	0
Newtonville	3	5	7	2	2	4	5	3	3	0	3
Solina	0	5	0	6	3	3	3	3	1	1	0
Tyrone	0	0	5	0	0	0	0	3	9	3	0
TOTALS	202	273	593	655	861	802	1,015	843	701	609	679