

Meeting: GENERAL PURPOSE AND ADMINISTRATION COMMITTEE

Date: Monday, September 13, 2010

Resolution #: _____

Report #: EGD-029-10

File #: _____

By-law #: _____

Subject: MONTHLY REPORT ON BUILDING PERMIT ACTIVITY FOR AUGUST, 2010.

Recommendations:

It is respectfully recommended that the General Purpose and Administration Committee recommend to Council the following:

1. THAT Report EGD-029-10 be received for information.
-

Submitted by: _____
A. S. Cannella, C.E.T.
Director of Engineering Services

Reviewed by: _____
Franklin Wu
Chief Administrative Officer

ASC*RP*bb
September 02, 2010

1. BACKGROUND

1.1 With respect to the Building Permit Activity for the month of AUGUST 2010, Staff wish to highlight the following statistics for the information of Committee and Council.

MONTH OF AUGUST

BUILDING CATEGORY	2010		2009		% CHANGE OF VALUE 2010-2009
	NUMBER OF PERMITS	VALUE OF CONSTRUCTION	NUMBER OF PERMITS	VALUE OF CONSTRUCTION	
Residential	94	\$12,771,806	34	\$6,434,876	98.5%
Industrial	1	\$95,000	0	\$0	N/A
Government	0	\$0	0	\$0	N/A
Commercial	5	\$2,152,280	4	\$64,000	3,262.9%
Institutional	6	\$384,500	0	\$0	N/A
Agricultural	4	\$906,582	4	\$466,336	94.4%
Demolition	5	\$0	2	\$0	N/A
TOTAL	115	\$16,310,168	44	\$6,965,212	134.2%

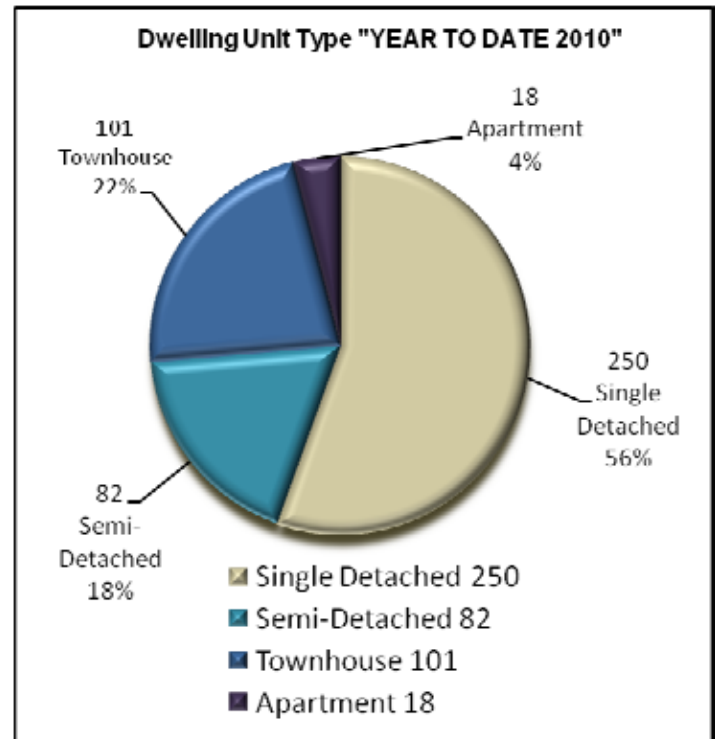
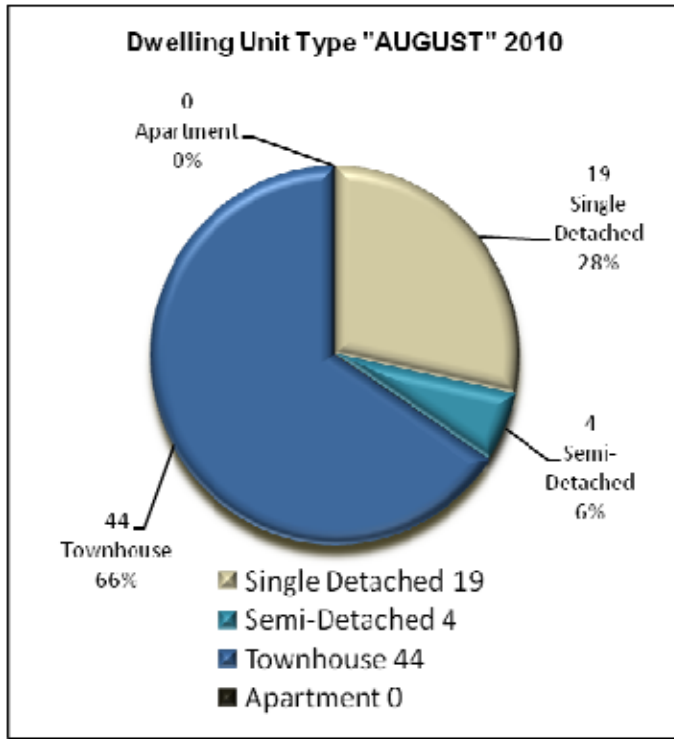
YEAR TO DATE

BUILDING CATEGORY	2010		2009		% CHANGE OF VALUE 2010-2009
	NUMBER OF PERMITS	VALUE OF CONSTRUCTION	NUMBER OF PERMITS	VALUE OF CONSTRUCTION	
Residential	639	\$115,190,255	311	\$43,713,701	163.5%
Industrial	4	\$1,581,865	2	\$245,000	545.7%
Government	3	\$2,470,700	0	\$0	N/A
Commercial	38	\$25,268,519	37	\$4,081,524	519.1%
Institutional	24	\$12,426,900	5	\$13,867,760	-10.4%
Agricultural	17	\$2,322,118	10	\$2,152,166	7.9%
Demolition	34	\$0	19	\$0	N/A
TOTAL	759	\$159,260,357	384	\$64,060,151	148.6%

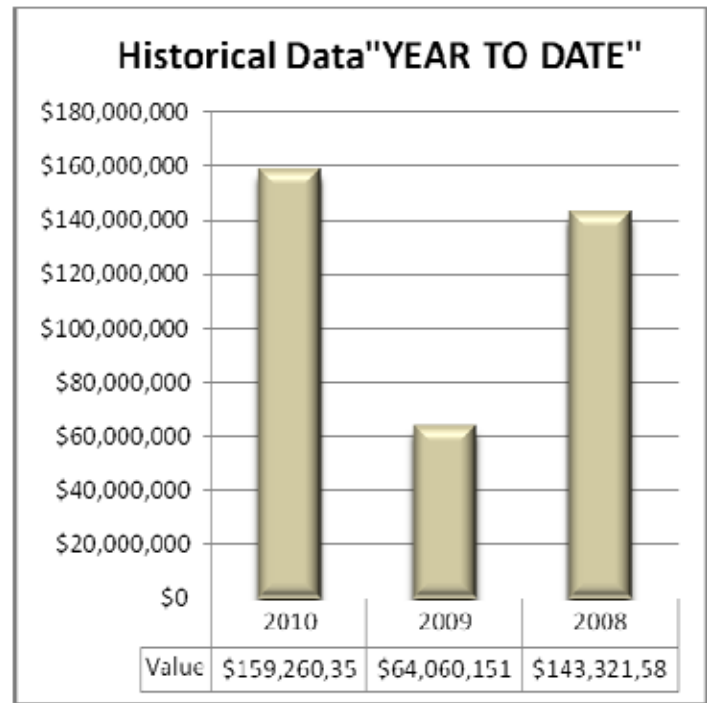
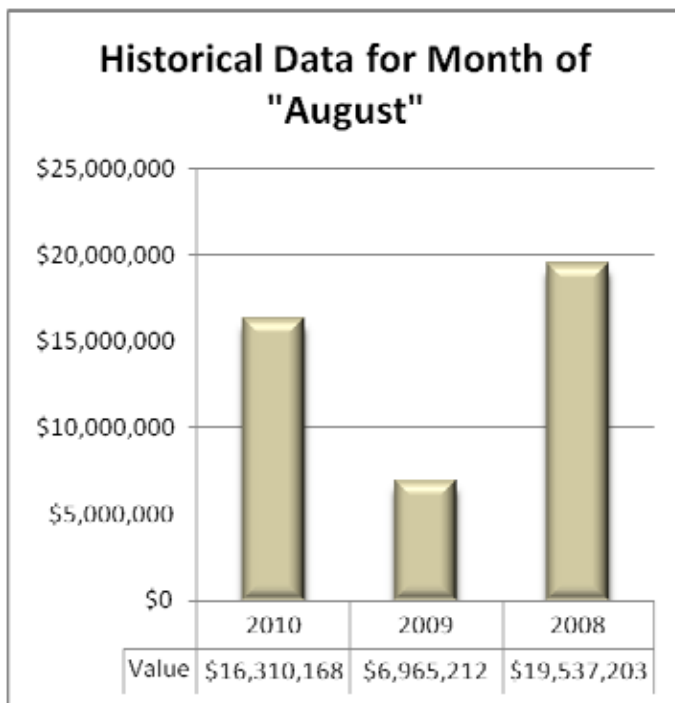
1.2 With respect to building permit activities (over \$250,000) and large residential building permit activities, the details are provided as follows:

Owner / Applicant	Construction Type	Location	Value
KING & MILL INVESTMENTS INC.	Shoppers Drugmart	1 KING EAST AVENUE, NEWCASTLE VILLAGE	\$1,827,280
KAWARTHA PINE RIDGE DISTRICT SCHOOL BOARD	Replace Washrooms, 2 Boilers and Associated	10 CHURCH STREET, BOWMANVILLE	\$345,000
JAMES MILLSON	Manure Storage Tank	1,886 CONCESSION RD 7, DARLINGTON	\$630,336

The following is a comparison of the types of dwelling units issued for the month of "AUGUST" and "YEAR TO DATE".



The following is a historical comparison of the building permits issued for the month of "AUGUST" and "YEAR TO DATE" for a three year period.



PERMIT REVENUES

	2010		2009	
	August	Year to Date	August	Year to Date
PERMIT FEES	\$118,353	\$1,149,219	\$45,211	\$430,147

INSPECTION SERVICES

	2010		2009	
	August	Year to Date	August	Year to Date
Building Inspections	507	3,552	440	3,709
Plumbing & Heating Inspections	475	3,550	543	4,237
Pool Enclosure Inspections	17	71	11	51
TOTAL	999	7,173	994	7,997

NUMBER OF NEW RESIDENTIAL UNITS

	2010		2009	
	August	Year to Date	August	Year to Date
Single Detached	19	250	18	113
Semi-Detached	4	82	0	24
Townhouse	44	101	0	0
Apartments	0	18	0	9
TOTAL	67	451	18	146

RESIDENTIAL UNITS HISTORICAL COMPARISON

AREA	YEAR: 2010 (to end of August)	2009	2008	2007	2006	2005	2004	2003	2002	2001	2000
Bowmanville	221	98	340	451	609	307	587	468	345	312	188
Courtice	177	113	134	82	126	241	173	180	133	129	231
Newcastle	29	24	60	77	84	202	191	123	131	76	110
Wilmot Creek	4	9	30	16	15	15	25	29	38	24	19
Orono	0	0	2	1	1	1	2	0	1	0	0
Darlington	4	6	10	6	7	14	15	13	17	47	102
Clarke	4	11	5	11	12	13	10	16	15	9	17
Burketon	1	0	0	0	0	1	1	1	1	0	1
Enfield	0	0	0	0	0	0	0	0	0	0	0
Enniskillen	1	2	0	0	1	1	1	0	2	5	7
Hampton	0	0	0	1	1	0	0	3	1	1	1
Haydon	0	0	0	0	0	0	0	0	0	0	0
Kendal	1	1	0	1	0	0	1	0	3	2	0
Kirby	1	0	0	0	0	0	0	0	0	0	0
Leskard	0	0	0	0	0	0	0	0	1	0	0
Maple Grove	0	0	0	0	0	0	0	1	0	0	0
Mitchell Corners	0	0	0	1	0	0	1	0	0	0	0
Newtonville	6	5	7	2	2	4	5	3	3	0	3
Solina	1	5	0	6	3	3	3	3	1	1	0
Tyrone	1	0	5	0	0	0	0	3	9	3	0
TOTALS	451	274	593	655	861	802	1,015	843	701	609	679