

**Meeting:** GENERAL PURPOSE AND ADMINISTRATION COMMITTEE

**Date:** Monday, March 29, 2010

**Resolution #:** \_\_\_\_\_

**Report #:** EGD-010-10

**File #:** \_\_\_\_\_

**By-law #:** \_\_\_\_\_

---

**Subject:** MONTHLY REPORT ON BUILDING PERMIT ACTIVITY FOR FEBRUARY, 2010.

---

**Recommendations:**

It is respectfully recommended that the General Purpose and Administration Committee recommend to Council the following:

1. THAT Report EGD-010-10 be received for information.
- 

Submitted by: \_\_\_\_\_  
A. S. Cannella, C.E.T.  
Director of Engineering Services

Reviewed by: \_\_\_\_\_  
Franklin Wu  
Chief Administrative Officer

ASC\*RP\*bb  
March 10, 2010

## 1. BACKGROUND

1.1 With respect to the Building Permit Activity for the month of FEBRUARY 2010, Staff wish to highlight the following statistics for the information of Committee and Council.

### MONTH OF FEBRUARY

BUILDING CATEGORY	2010		2009		% CHANGE OF VALUE 2010-2009
	NUMBER OF PERMITS	VALUE OF CONSTRUCTION	NUMBER OF PERMITS	VALUE OF CONSTRUCTION	
Residential	61	\$12,910,844	17	\$4,555,280	183.4%
Industrial	0	\$0	0	\$0	N/A
Government	0	\$0	0	\$0	N/A
Commercial	2	\$727,900	2	\$45,000	1,517.6%
Institutional	1	\$8,886,600	1	\$20,000	44,333.0%
Agricultural	0	\$0	1	\$111,480	N/A
Demolition	1	\$0	0	\$0	N/A
<b>TOTAL</b>	<b>65</b>	<b>\$22,525,344</b>	<b>21</b>	<b>\$4,731,760</b>	<b>376.0%</b>

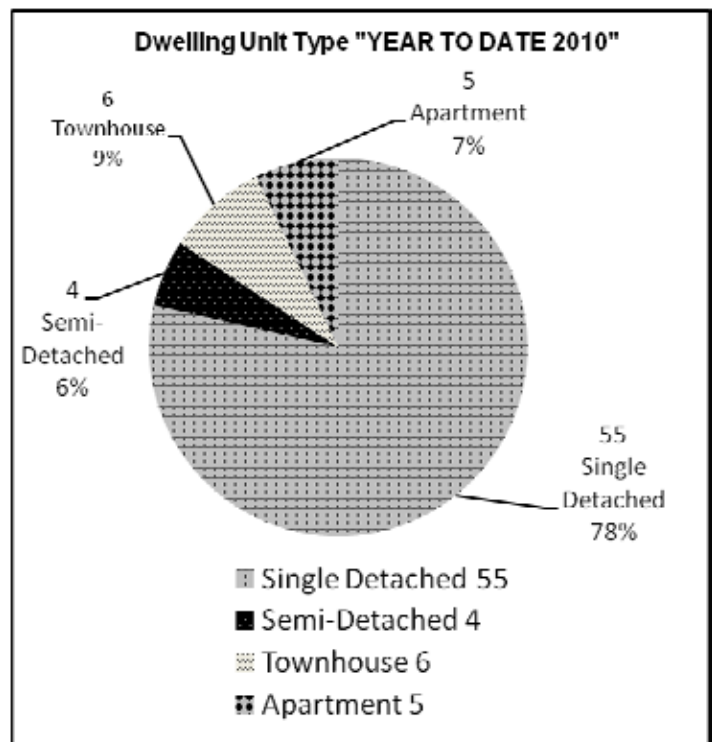
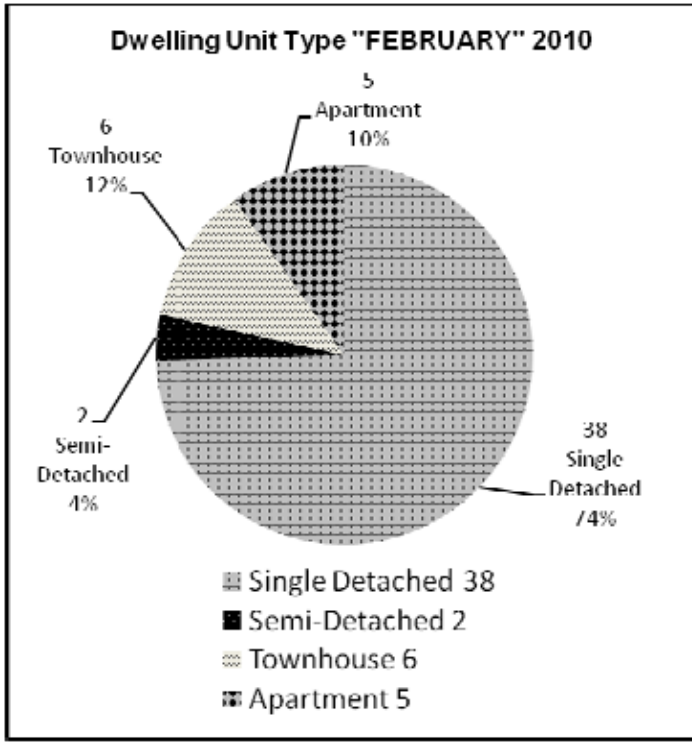
### YEAR TO DATE

BUILDING CATEGORY	2010		2009		% CHANGE OF VALUE 2010-2009
	NUMBER OF PERMITS	VALUE OF CONSTRUCTION	NUMBER OF PERMITS	VALUE OF CONSTRUCTION	
Residential	97	\$19,111,433	33	\$6,419,083	197.7%
Industrial	0	\$0	1	\$120,000	N/A
Government	0	\$0	0	\$0	N/A
Commercial	7	\$1,164,400	4	\$722,447	61.2%
Institutional	5	\$9,104,400	3	\$13,737,560	-33.7%
Agricultural	3	\$301,500	2	\$151,480	99.0%
Demolition	3	\$0	6	\$0	N/A
<b>TOTAL</b>	<b>115</b>	<b>\$29,681,733</b>	<b>49</b>	<b>\$21,150,570</b>	<b>40.3%</b>

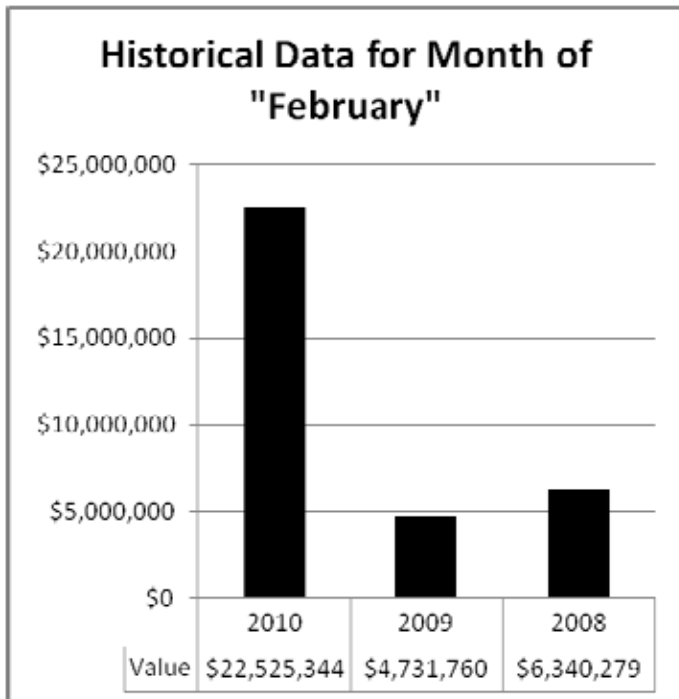
1.2 With respect to building permit activities (over \$250,000) and large residential building permit activities, the details are provided as follows:

<b>Owner / Applicant</b>	<b>Construction Type</b>	<b>Location</b>	<b>Value</b>
<b>ALDERGROVE ESTATES INC.</b>	Commercial Rental Units (2 Story Res/Com Bldg)	258 KING EAST STREET, BOWMANVILLE	\$627,900
<b>ALDERGROVE ESTATES INC.</b>	Rental Apts/Common Areas	258 KING EAST STREET, BOWMANVILLE	\$680,400
<b>KAWARTHA PINE RIDGE DISTRICT SCHOOL BOARD</b>	School	195 Bons Avenue BOWMANVILLE	\$8,886,600

The following is a comparison of the types of dwelling units issued for the month of "FEBRUARY" and "YEAR TO DATE".



The following is a historical comparison of the building permits issued for the month of "FEBRUARY" and "YEAR TO DATE" for a three year period.



**PERMIT REVENUES**

	2010		2009	
	February	Year to Date	February	Year to Date
<b>PERMIT FEES</b>	\$176,484	\$229,662	\$31,591	\$137,637

**INSPECTION SERVICES**

	2010		2009	
	February	Year to Date	February	Year to Date
<b>Building Inspections</b>	296	606	381	707
<b>Plumbing &amp; Heating Inspections</b>	358	767	457	926
<b>Pool Enclosure Inspections</b>	0	0	1	4
<b>TOTAL</b>	654	1,373	839	1,637

**NUMBER OF NEW RESIDENTIAL UNITS**

	2010		2009	
	February	Year to Date	February	Year to Date
<b>Single Detached</b>	38	55	10	14
<b>Semi-Detached</b>	2	4	4	4
<b>Townhouse</b>	6	6	0	0
<b>Apartments</b>	5	5	0	0
<b>TOTAL</b>	51	70	14	18

## RESIDENTIAL UNITS HISTORICAL COMPARISON

AREA	YEAR: 2010 (to end of February)	2009	2008	2007	2006	2005	2004	2003	2002	2001	2000
Bowmanville	30	98	340	451	609	307	587	468	345	312	188
Courtice	34	112	134	82	126	241	173	180	133	129	231
Newcastle	2	24	60	77	84	202	191	123	131	76	110
Wilmot Creek	2	9	30	16	15	15	25	29	38	24	19
Orono	0	0	2	1	1	1	2	0	1	0	0
Darlington	1	6	10	6	7	14	15	13	17	47	102
Clarke	0	11	5	11	12	13	10	16	15	9	17
Burketon	1	0	0	0	0	1	1	1	1	0	1
Enfield	0	0	0	0	0	0	0	0	0	0	0
Enniskillen	0	2	0	0	1	1	1	0	2	5	7
Hampton	0	0	0	1	1	0	0	3	1	1	1
Haydon	0	0	0	0	0	0	0	0	0	0	0
Kendal	0	1	0	1	0	0	1	0	3	2	0
Kirby	0	0	0	0	0	0	0	0	0	0	0
Leskard	0	0	0	0	0	0	0	0	1	0	0
Maple Grove	0	0	0	0	0	0	0	1	0	0	0
Mitchell Corners	0	0	0	1	0	0	1	0	0	0	0
Newtonville	0	5	7	2	2	4	5	3	3	0	3
Solina	0	5	0	6	3	3	3	3	1	1	0
Tyrone	0	0	5	0	0	0	0	3	9	3	0
<b>TOTALS</b>	70	273	593	655	861	802	1,015	843	701	609	679