

Meeting: GENERAL PURPOSE AND ADMINISTRATION COMMITTEE

Date: Monday, February 22, 2010

Resolution #: _____

Report #: EGD-007-10

File #: _____

By-law #: _____

Subject: MONTHLY REPORT ON BUILDING PERMIT ACTIVITY FOR JANUARY, 2010.

Recommendations:

It is respectfully recommended that the General Purpose and Administration Committee recommend to Council the following:

1. THAT Report EGD-007-10 be received for information.
-

Submitted by: _____
A. S. Cannella, C.E.T.
Director of Engineering Services

Reviewed by: _____
Franklin Wu
Chief Administrative Officer

ASC*RP*bb
February 02, 2010

1. BACKGROUND

1.1 With respect to the Building Permit Activity for the month of JANUARY 2010, Staff wish to highlight the following statistics for the information of Committee and Council.

MONTH OF JANUARY

BUILDING CATEGORY	2010		2009		% CHANGE OF VALUE 2010-2009
	NUMBER OF PERMITS	VALUE OF CONSTRUCTION	NUMBER OF PERMITS	VALUE OF CONSTRUCTION	
Residential	36	\$6,200,589	16	\$1,863,803	232.7%
Industrial	0	\$0	1	\$120,000	N/A
Government	0	\$0	0	\$0	N/A
Commercial	5	\$436,500	2	\$677,447	-35.6%
Institutional	4	\$217,800	2	\$13,717,560	-98.4%
Agricultural	3	\$301,500	1	\$40,000	653.8%
Demolition	2	\$0	6	\$0	N/A
TOTAL	50	\$7,156,389	28	\$16,418,810	-56.4%

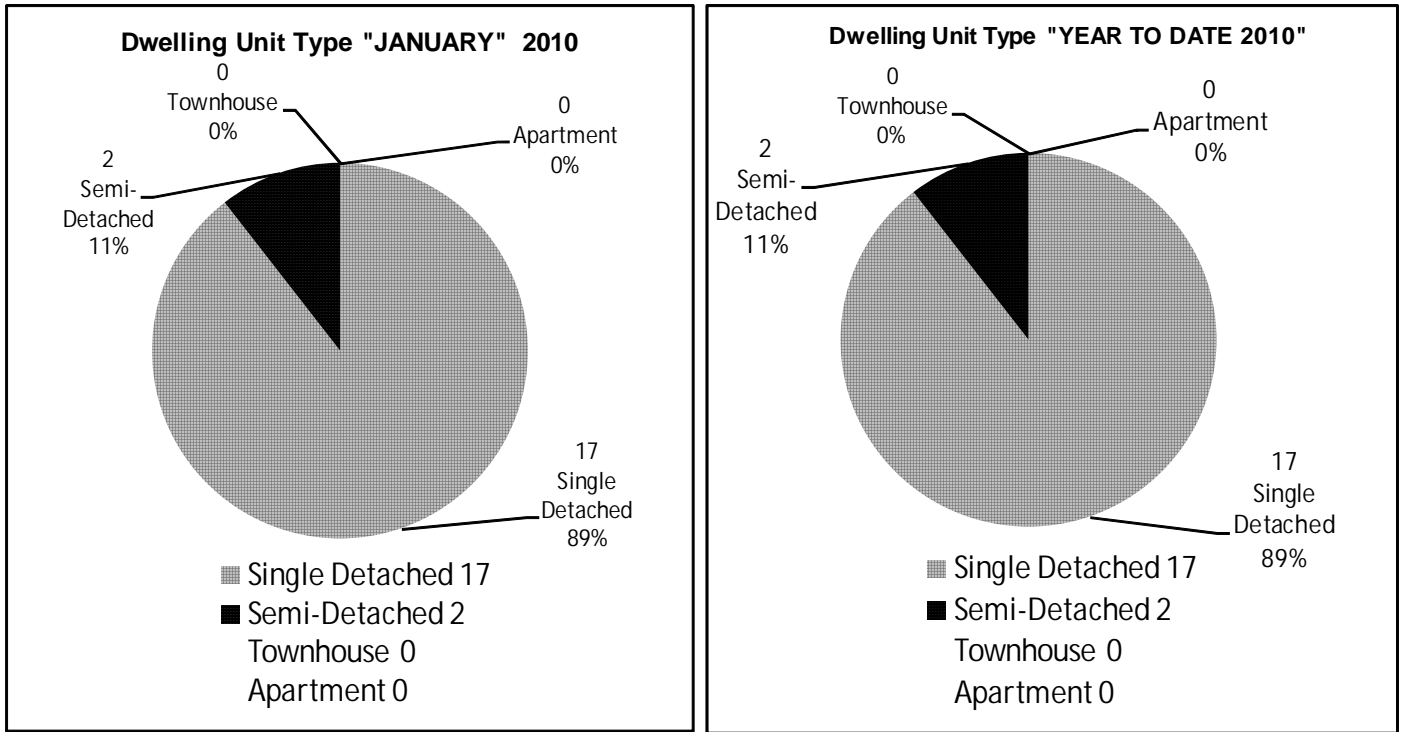
YEAR TO DATE

BUILDING CATEGORY	2010		2009		% CHANGE OF VALUE 2010-2009
	NUMBER OF PERMITS	VALUE OF CONSTRUCTION	NUMBER OF PERMITS	VALUE OF CONSTRUCTION	
Residential	36	\$6,200,589	16	\$1,863,803	232.7%
Industrial	0	\$0	1	\$120,000	N/A
Government	0	\$0	0	\$0	N/A
Commercial	5	\$436,500	2	\$677,447	-35.6%
Institutional	4	\$217,800	2	\$13,717,560	-98.4%
Agricultural	3	\$301,500	1	\$40,000	653.8%
Demolition	2	\$0	6	\$0	N/A
TOTAL	50	\$7,156,389	28	\$16,418,810	-56.4%

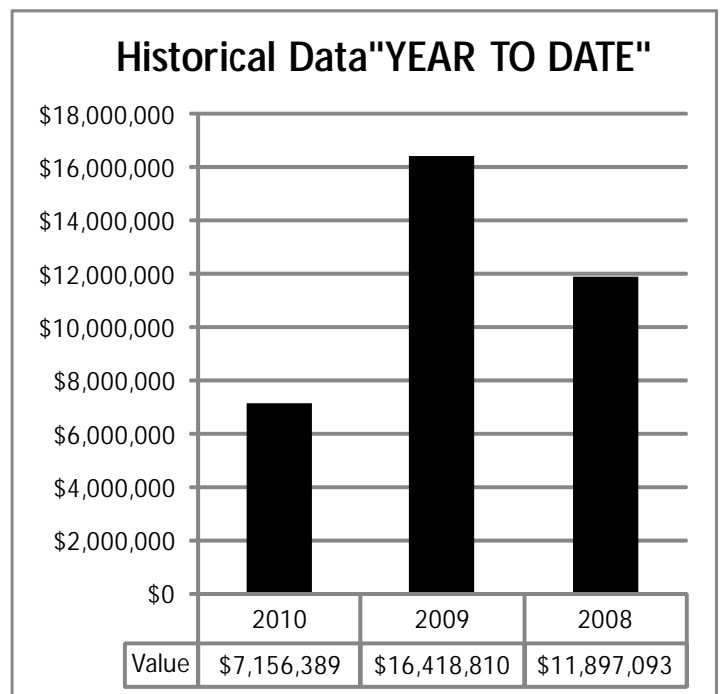
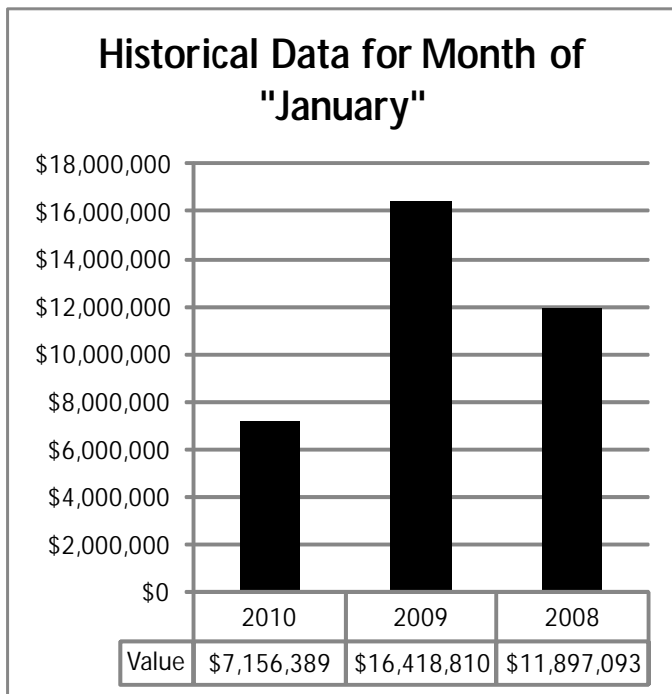
1.2 With respect to building permit activities (over \$250,000) and large residential building permit activities, the details are provided as follows:

Owner / Applicant	Construction Type	Location	Value
MERIDIAN CREDIT UNION	Alterations - Credit Union	1,414 HIGHWAY 2, DARLINGTON	\$325,000

The following is a comparison of the types of dwelling units issued for the month of "JANUARY" and "YEAR TO DATE".



The following is a historical comparison of the building permits issued for the month of "JANUARY" and "YEAR TO DATE" for a three year period.



PERMIT REVENUES

	2010		2009	
	January	Year to Date	January	Year to Date
PERMIT FEES	\$53,178	\$53,178	\$106,046	\$106,046

INSPECTION SERVICES

	2010		2009	
	January	Year to Date	January	Year to Date
Building Inspections	310	310	326	326
Plumbing & Heating Inspections	407	407	469	469
Pool Enclosure Inspections	0	0	3	3
TOTAL	717	717	798	798

NUMBER OF NEW RESIDENTIAL UNITS

	2010		2009	
	January	Year to Date	January	Year to Date
Single Detached	17	17	4	4
Semi-Detached	2	2	0	0
Townhouse	0	0	0	0
Apartments	0	0	0	0
TOTAL	19	19	4	4

RESIDENTIAL UNITS HISTORICAL COMPARISON

AREA	YEAR: 2010 (to end of January)	2009	2008	2007	2006	2005	2004	2003	2002	2001	2000
Bowmanville	8	98	340	451	609	307	587	468	345	312	188
Courtice	8	112	134	82	126	241	173	180	133	129	231
Newcastle	2	24	60	77	84	202	191	123	131	76	110
Wilmot Creek	0	9	30	16	15	15	25	29	38	24	19
Orono	0	0	2	1	1	1	2	0	1	0	0
Darlington	0	6	10	6	7	14	15	13	17	47	102
Clarke	0	11	5	11	12	13	10	16	15	9	17
Burketon	1	0	0	0	0	1	1	1	1	0	1
Enfield	0	0	0	0	0	0	0	0	0	0	0
Enniskillen	0	2	0	0	1	1	1	0	2	5	7
Hampton	0	0	0	1	1	0	0	3	1	1	1
Haydon	0	0	0	0	0	0	0	0	0	0	0
Kendal	0	1	0	1	0	0	1	0	3	2	0
Kirby	0	0	0	0	0	0	0	0	0	0	0
Leskard	0	0	0	0	0	0	0	0	1	0	0
Maple Grove	0	0	0	0	0	0	0	1	0	0	0
Mitchell Corners	0	0	0	1	0	0	1	0	0	0	0
Newtonville	0	5	7	2	2	4	5	3	3	0	3
Solina	0	5	0	6	3	3	3	3	1	1	0
Tyrone	0	0	5	0	0	0	0	3	9	3	0
TOTALS	19	273	593	655	861	802	1,015	843	701	609	679