

Meeting: GENERAL PURPOSE AND ADMINISTRATION COMMITTEE

Date: Monday, September 13, 2010

Resolution #: _____

Report #: EGD-027-10

File #: _____

By-law #: _____

Subject: MONTHLY REPORT ON BUILDING PERMIT ACTIVITY FOR JUNE, 2010.

Recommendations:

It is respectfully recommended that the General Purpose and Administration Committee recommend to Council the following:

1. THAT Report EGD-027-10 be received for information.
-

Submitted by: _____
A. S. Cannella, C.E.T.
Director of Engineering Services

Reviewed by: _____
Franklin Wu
Chief Administrative Officer

ASC*RP*bb
August 26, 2010

1. BACKGROUND

- 1.1 With respect to the Building Permit Activity for the month of JUNE 2010, Staff wish to highlight the following statistics for the information of Committee and Council.

MONTH OF JUNE

BUILDING CATEGORY	2010		2009		% CHANGE OF VALUE 2010-2009
	NUMBER OF PERMITS	VALUE OF CONSTRUCTION	NUMBER OF PERMITS	VALUE OF CONSTRUCTION	
Residential	108	\$18,102,788	44	\$4,789,380	278.0%
Industrial	2	\$1,481,865	0	\$0	N/A
Government	0	\$0	0	\$0	N/A
Commercial	7	\$18,715,195	7	\$162,100	11,445.5%
Institutional	2	\$150,000	0	\$0	N/A
Agricultural	1	\$15,000	0	\$0	N/A
Demolition	3	\$0	3	\$0	N/A
TOTAL	123	\$38,464,848	54	\$4,951,480	676.8%

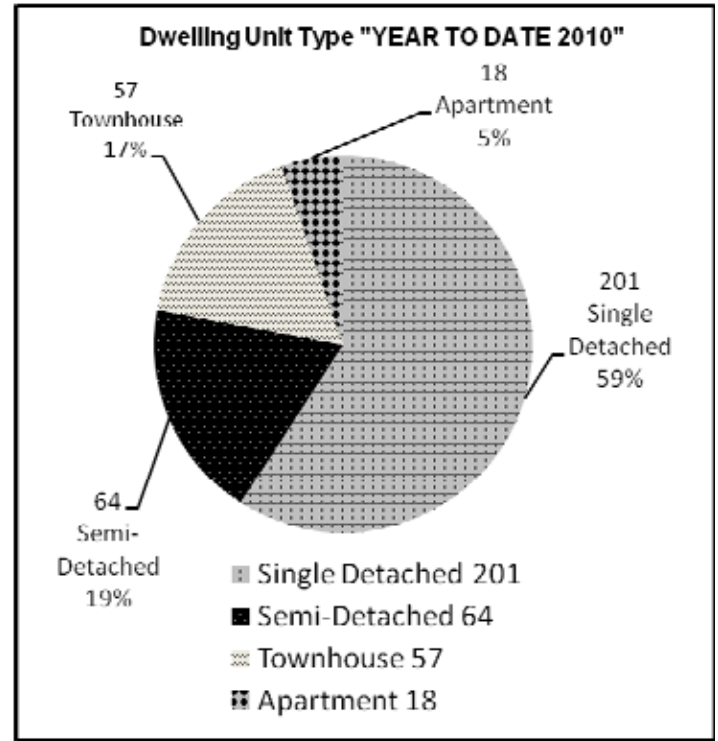
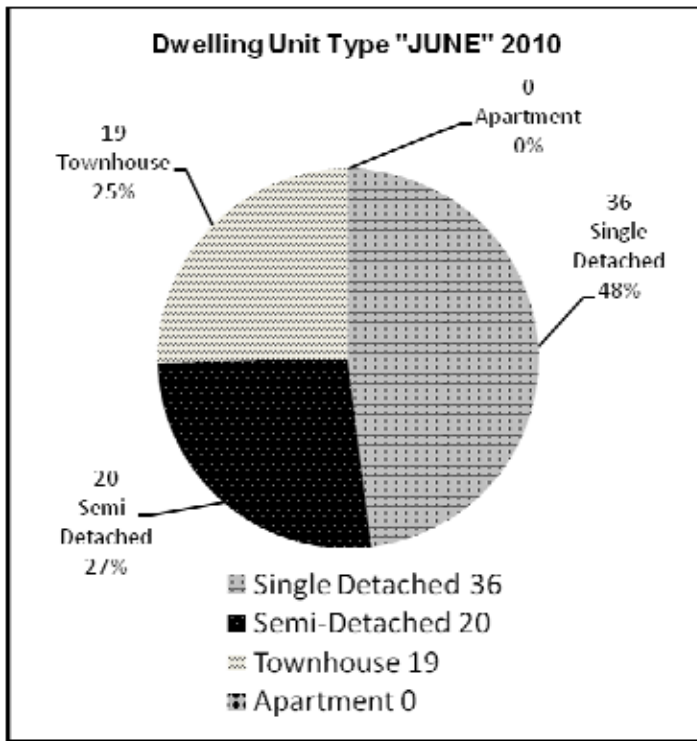
YEAR TO DATE

BUILDING CATEGORY	2010		2009		% CHANGE OF VALUE 2010-2009
	NUMBER OF PERMITS	VALUE OF CONSTRUCTION	NUMBER OF PERMITS	VALUE OF CONSTRUCTION	
Residential	472	\$89,437,011	225	\$29,579,292	202.4%
Industrial	2	\$1,481,865	1	\$120,000	1,134.9%
Government	2	\$2,010,700	0	\$0	N/A
Commercial	27	\$22,378,595	27	\$2,241,024	898.6%
Institutional	10	\$9,310,400	3	\$13,737,560	-32.2%
Agricultural	11	\$1,308,536	6	\$1,685,830	-22.4%
Demolition	16	\$0	16	\$0	N/A
TOTAL	540	\$125,927,107	278	\$47,363,706	165.9%

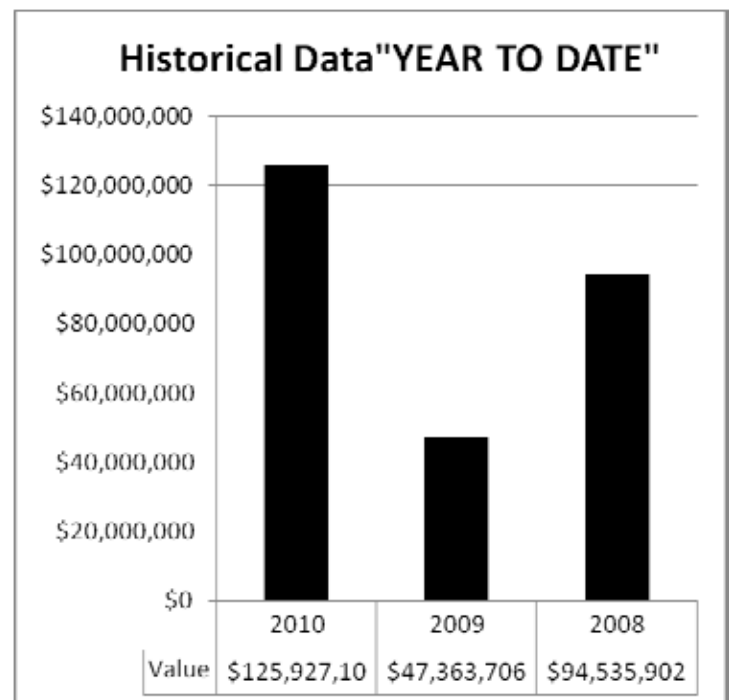
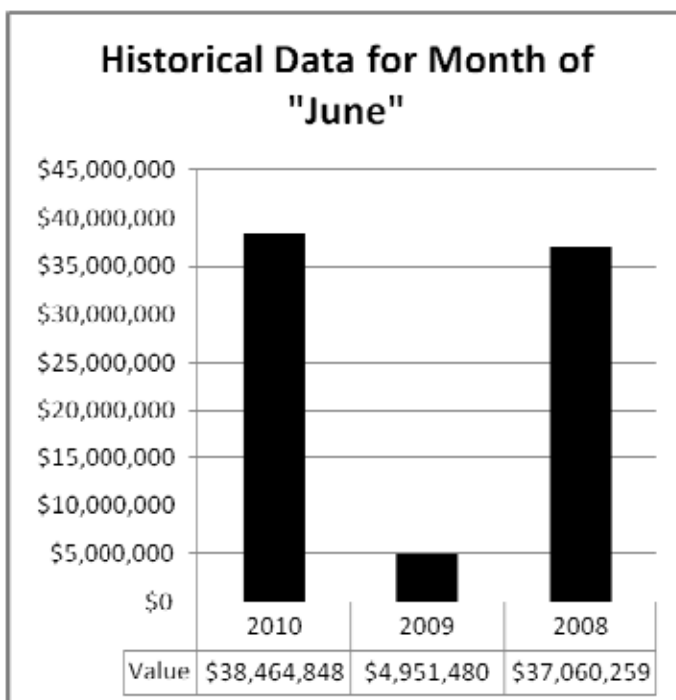
1.2 With respect to building permit activities (over \$250,000) and large residential building permit activities, the details are provided as follows:

Owner / Applicant	Construction Type	Location	Value
NEWCASTLE STORAGE	Self Service Storage Building	340 TORONTO STREET, NEWCASTLE VILLAGE	\$520,260
SMART CENTER	Restaurant Swiss Chalet	2,310 HIGHWAY 2, BOWMANVILLE	\$1,100,000
CANADIAN TIRE CORPORATION LIMITED	Canadian Tire Store (Retail & Auto Repair)	2,000 GREEN ROAD, BOWMANVILLE	\$16,491,375
NEWCASTLE STORAGE	Self Storage	340 TORONTO STREET, NEWCASTLE VILLAGE	\$520,260
NEWCASTLE STORAGE	Self Storage	340 TORONTO STREET, NEWCASTLE VILLAGE	\$520,260
1709942 ONTARIO INC	Industrial Warehouse	180 LAKE ROAD, BOWMANVILLE	\$961,605

The following is a comparison of the types of dwelling units issued for the month of "JUNE" and "YEAR TO DATE".



The following is a historical comparison of the building permits issued for the month of "JUNE" and "YEAR TO DATE" for a three year period.



PERMIT REVENUES

	2010		2009	
	June	Year to Date	June	Year to Date
PERMIT FEES	\$308,011	\$921,889	\$35,237	\$321,567

INSPECTION SERVICES

	2010		2009	
	June	Year to Date	June	Year to Date
Building Inspections	590	2,564	623	2,733
Plumbing & Heating Inspections	534	2,683	550	3,082
Pool Enclosure Inspections	15	40	15	27
TOTAL	1,139	5,287	1,188	5,842

NUMBER OF NEW RESIDENTIAL UNITS

	2010		2009	
	June	Year to Date	June	Year to Date
Single Detached	36	201	14	72
Semi-Detached	20	64	0	20
Townhouse	19	57	0	0
Apartments	0	18	1	7
TOTAL	75	340	15	99

RESIDENTIAL UNITS HISTORICAL COMPARISON

AREA	YEAR: 2010 (to end of June)	2009	2008	2007	2006	2005	2004	2003	2002	2001	2000
Bowmanville	152	98	340	451	609	307	587	468	345	312	188
Courtice	157	113	134	82	126	241	173	180	133	129	231
Newcastle	12	24	60	77	84	202	191	123	131	76	110
Wilmot Creek	2	9	30	16	15	15	25	29	38	24	19
Orono	0	0	2	1	1	1	2	0	1	0	0
Darlington	4	6	10	6	7	14	15	13	17	47	102
Clarke	4	11	5	11	12	13	10	16	15	9	17
Burketon	1	0	0	0	0	1	1	1	1	0	1
Enfield	0	0	0	0	0	0	0	0	0	0	0
Enniskillen	1	2	0	0	1	1	1	0	2	5	7
Hampton	0	0	0	1	1	0	0	3	1	1	1
Haydon	0	0	0	0	0	0	0	0	0	0	0
Kendal	0	1	0	1	0	0	1	0	3	2	0
Kirby	1	0	0	0	0	0	0	0	0	0	0
Leskard	0	0	0	0	0	0	0	0	1	0	0
Maple Grove	0	0	0	0	0	0	0	1	0	0	0
Mitchell Corners	0	0	0	1	0	0	1	0	0	0	0
Newtonville	5	5	7	2	2	4	5	3	3	0	3
Solina	0	5	0	6	3	3	3	3	1	1	0
Tyrone	1	0	5	0	0	0	0	3	9	3	0
TOTALS	340	274	593	655	861	802	1,015	843	701	609	679