

Meeting: GENERAL PURPOSE AND ADMINISTRATION COMMITTEE

Date: Monday, December 13, 2010

Resolution #: _____

Report #: EGD-032-10

File #: _____

By-law #: _____

Subject: MONTHLY REPORT ON BUILDING PERMIT ACTIVITY FOR OCTOBER, 2010.

Recommendations:

It is respectfully recommended that the General Purpose and Administration Committee recommend to Council the following:

1. THAT Report EGD-032-10 be received for information.
-

Submitted by: _____
A. S. Cannella, C.E.T.
Director of Engineering Services

Reviewed by: _____
Franklin Wu
Chief Administrative Officer

ASC*RP*bb
November 10, 2010

1. BACKGROUND

1.1 With respect to the Building Permit Activity for the month of OCTOBER 2010, Staff wish to highlight the following statistics for the information of Committee and Council.

MONTH OF OCTOBER

BUILDING CATEGORY	2010		2009		% CHANGE OF VALUE 2010-2009
	NUMBER OF PERMITS	VALUE OF CONSTRUCTION	NUMBER OF PERMITS	VALUE OF CONSTRUCTION	
Residential	56	\$10,420,034	56	\$8,760,244	18.9%
Industrial	0	\$0	2	\$364,714	N/A
Government	2	\$23,000	0	\$0	N/A
Commercial	7	\$801,400	2	\$75,000	968.5%
Institutional	0	\$0	2	\$320,000	N/A
Agricultural	6	\$861,020	6	\$4,819,398	-82.1%
Demolition	3	\$0	4	\$0	N/A
TOTAL	74	\$12,105,454	72	\$14,339,356	-15.6%

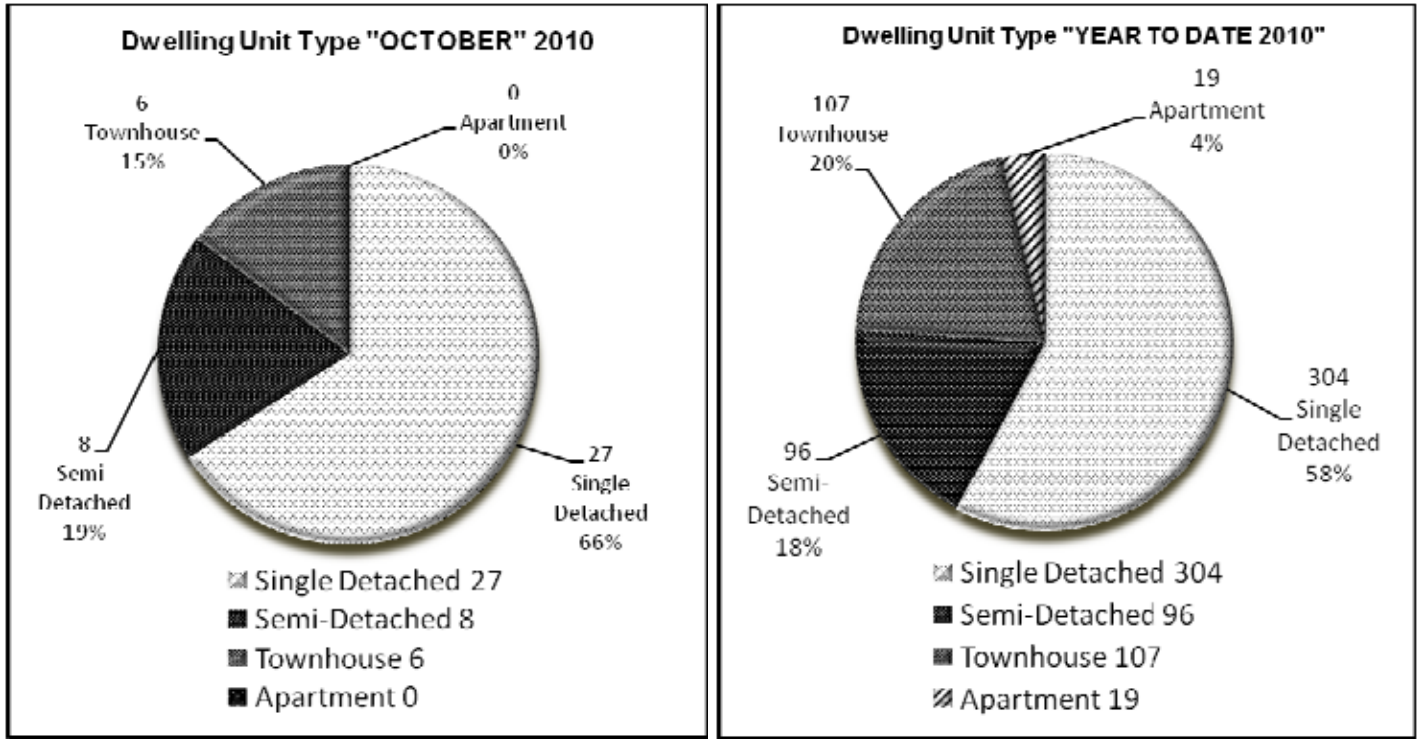
YEAR TO DATE

BUILDING CATEGORY	2010		2009		% CHANGE OF VALUE 2010-2009
	NUMBER OF PERMITS	VALUE OF CONSTRUCTION	NUMBER OF PERMITS	VALUE OF CONSTRUCTION	
Residential	756	\$135,720,601	428	\$62,603,721	116.8%
Industrial	5	\$2,102,125	4	\$609,714	244.8%
Government	5	\$2,493,700	0	\$0	N/A
Commercial	47	\$25,694,659	42	\$27,410,069	-6.3%
Institutional	26	\$12,636,900	13	\$14,247,760	-11.3%
Agricultural	23	\$3,183,138	18	\$7,635,134	-58.3%
Demolition	57	\$0	27	\$0	N/A
TOTAL	919	\$181,831,123	532	\$112,506,398	61.6%

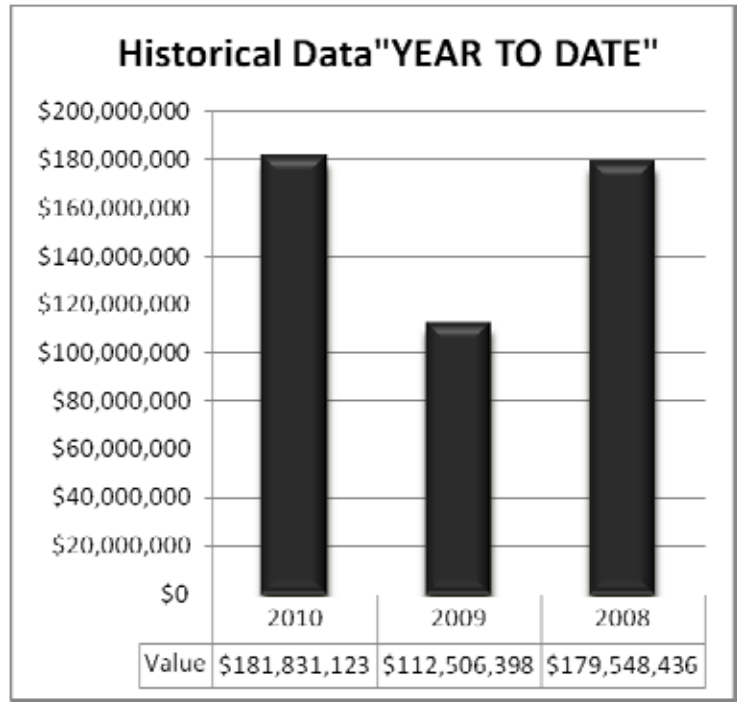
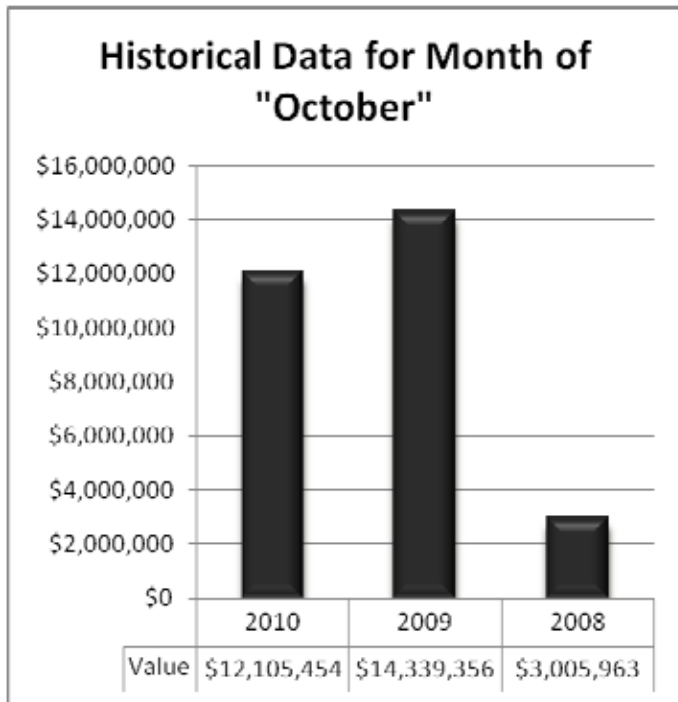
1.2 With respect to building permit activities (over \$250,000) and large residential building permit activities, the details are provided as follows:

Owner / Applicant	Construction Type	Location	Value
DEAN BAKER	Barn	7,685 MIDDLE ROAD, DARLINGTON	\$401,700
MICHAEL MASTRANGELO	Storage for farm equipment	3,565 SOMMERVILLE DRIVE, CLARKE	\$291,354
BOWMANVILLE INVESTMENTS INC.	Retaining Wall	2,000 GREEN ROAD, BOWMANVILLE	\$430,000

The following is a comparison of the types of dwelling units issued for the month of "OCTOBER" and "YEAR TO DATE".



The following is a historical comparison of the building permits issued for the month of "OCTOBER" and "YEAR TO DATE" for a three year period.



PERMIT REVENUES

	2010		2009	
	October	Year to Date	October	Year to Date
PERMIT FEES	\$79,524	\$1,297,783	\$80,423	\$765,967

INSPECTION SERVICES

	2010		2009	
	October	Year to Date	October	Year to Date
Building Inspections	510	4,608	335	4,408
Plumbing & Heating Inspections	579	4,706	405	5,104
Pool Enclosure Inspections	3	86	1	57
TOTAL	1,092	9,400	741	9,569

NUMBER OF NEW RESIDENTIAL UNITS

	2010		2009	
	October	Year to Date	October	Year to Date
Single Detached	27	304	22	162
Semi-Detached	8	96	4	34
Townhouse	6	107	3	7
Apartments	0	19	1	11
TOTAL	41	526	30	214

RESIDENTIAL UNITS HISTORICAL COMPARISON

AREA	YEAR: 2010 (to end of October)	2009	2008	2007	2006	2005	2004	2003	2002	2001	2000
Bowmanville	260	98	340	451	609	307	587	468	345	312	188
Courtice	203	113	134	82	126	241	173	180	133	129	231
Newcastle	31	24	60	77	84	202	191	123	131	76	110
Wilmot Creek	4	9	30	16	15	15	25	29	38	24	19
Orono	1	0	2	1	1	1	2	0	1	0	0
Darlington	8	6	10	6	7	14	15	13	17	47	102
Clarke	6	11	5	11	12	13	10	16	15	9	17
Burketon	1	0	0	0	0	1	1	1	1	0	1
Enfield	0	0	0	0	0	0	0	0	0	0	0
Enniskillen	1	2	0	0	1	1	1	0	2	5	7
Hampton	0	0	0	1	1	0	0	3	1	1	1
Haydon	0	0	0	0	0	0	0	0	0	0	0
Kendal	1	1	0	1	0	0	1	0	3	2	0
Kirby	1	0	0	0	0	0	0	0	0	0	0
Leskard	0	0	0	0	0	0	0	0	1	0	0
Maple Grove	0	0	0	0	0	0	0	1	0	0	0
Mitchell Corners	0	0	0	1	0	0	1	0	0	0	0
Newtonville	7	5	7	2	2	4	5	3	3	0	3
Solina	1	5	0	6	3	3	3	3	1	1	0
Tyrone	1	0	5	0	0	0	0	3	9	3	0
TOTALS	526	274	593	655	861	802	1,015	843	701	609	679