

Meeting: GENERAL PURPOSE AND ADMINISTRATION COMMITTEE

Date: Monday, May 9, 2011

Resolution #: _____

Report #: EGD-020-11

File #: _____

By-law #: _____

Subject: MONTHLY REPORT ON BUILDING PERMIT ACTIVITY FOR APRIL, 2011.

Recommendations:

It is respectfully recommended that the General Purpose and Administration Committee recommend to Council the following:

1. THAT Report EGD-020-11 be received for information.
-

Submitted by: _____
A. S. Cannella, C.E.T.
Director of Engineering Services

Reviewed by: _____
Franklin Wu
Chief Administrative Officer

ASC*RP*bb
May 03, 2011

1. BACKGROUND

1.1 With respect to the Building Permit Activity for the month of APRIL 2011, Staff wish to highlight the following statistics for the information of Committee and Council.

MONTH OF APRIL

BUILDING CATEGORY	2011		2010		% CHANGE OF VALUE 2011-2010
	NUMBER OF PERMITS	VALUE OF CONSTRUCTION	NUMBER OF PERMITS	VALUE OF CONSTRUCTION	
Residential	141	\$31,694,734	104	\$20,416,449	55.2%
Industrial	1	\$65,000	0	\$0	N/A
Government	0	\$0	2	\$2,010,700	N/A
Commercial	4	\$146,000	2	\$29,000	403.4%
Institutional	3	\$702,000	1	\$50,000	1,304.0%
Agricultural	2	\$100,000	3	\$865,436	-88.4%
Demolition	6	\$0	2	\$0	N/A
TOTAL	157	\$32,707,734	114	\$23,371,585	39.9%

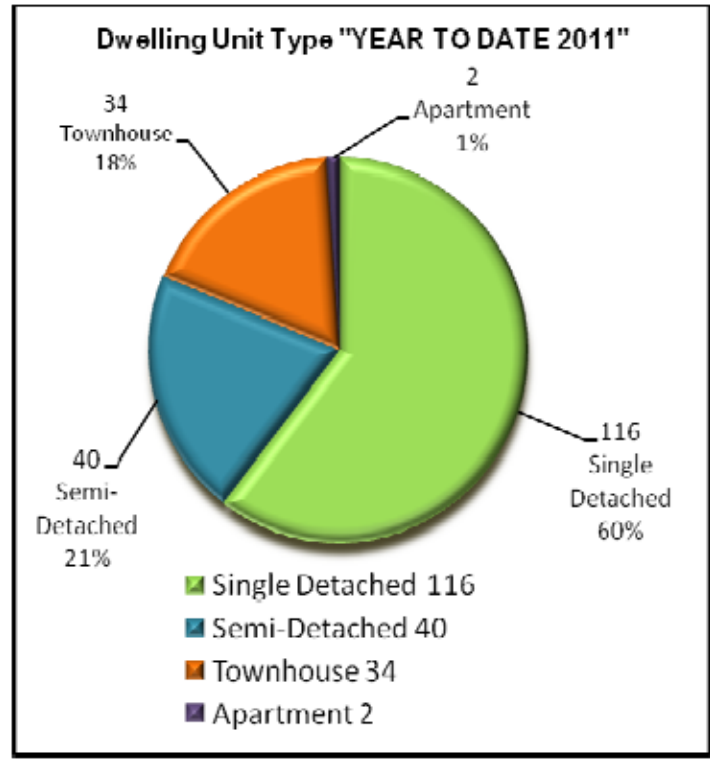
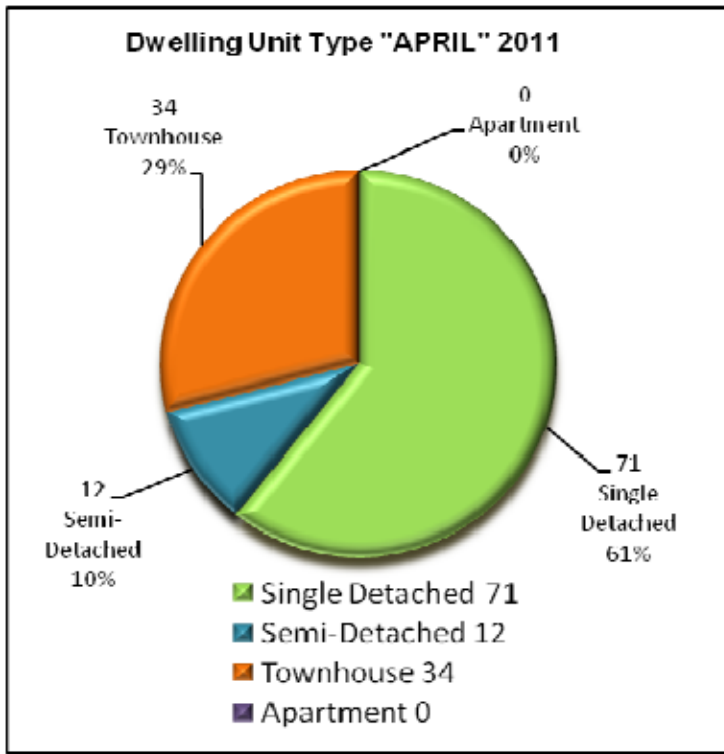
YEAR TO DATE

BUILDING CATEGORY	2011		2010		% CHANGE OF VALUE 2011-2010
	NUMBER OF PERMITS	VALUE OF CONSTRUCTION	NUMBER OF PERMITS	VALUE OF CONSTRUCTION	
Residential	253	\$54,643,304	275	\$55,022,364	-0.7%
Industrial	3	\$545,000	0	\$0	N/A
Government	1	\$120,000	2	\$2,010,700	-94.0%
Commercial	15	\$978,360	16	\$3,061,300	-68.0%
Institutional	4	\$2,302,000	6	\$9,154,400	-74.9%
Agricultural	5	\$287,416	9	\$1,208,536	-76.2%
Demolition	10	\$0	11	\$0	N/A
TOTAL	291	\$58,876,080	319	\$70,457,300	-16.4%

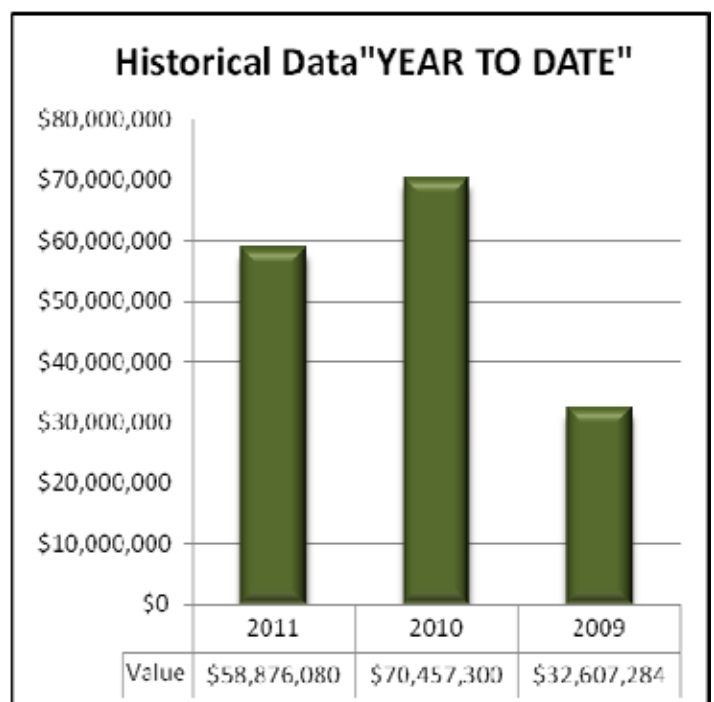
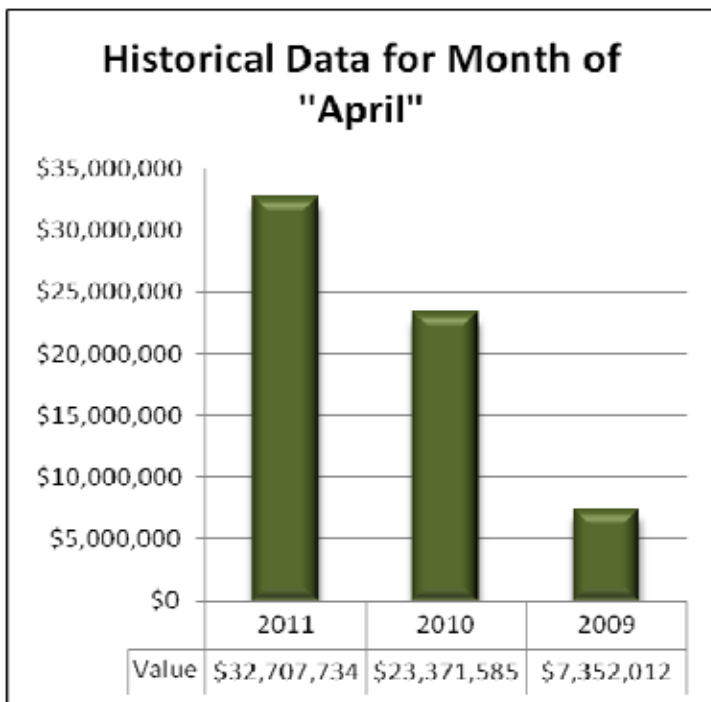
1.2 With respect to building permit activities (over \$250,000) and large residential building permit activities, the details are provided as follows:

Owner / Applicant	Construction Type	Location	Value
KAWARTHA PINE RIDGE DISTRICT SCHOOL BOARD	Alterations to School Washroom (upgrades)	49 LIBERTY NORTH STREET, BOWMANVILLE	\$618,000

The following is a comparison of the types of dwelling units issued for the month of "APRIL" and "YEAR TO DATE".



The following is a historical comparison of the building permits issued for the month of "APRIL" and "YEAR TO DATE" for a three year period.



PERMIT REVENUES

	2011		2010	
	April	Year to Date	April	Year to Date
PERMIT FEES	\$203,043	\$349,746	\$151,369	\$501,499

INSPECTION SERVICES

	2011		2010	
	April	Year to Date	April	Year to Date
Building Inspections	504	1,519	485	1,493
Plumbing & Heating Inspections	498	1,681	471	1,713
Pool Enclosure Inspections	0	0	5	6
TOTAL	1,002	3,200	961	3,212

NUMBER OF NEW RESIDENTIAL UNITS

	2011		2010	
	April	Year to Date	April	Year to Date
Single Detached	71	116	45	133
Semi-Detached	12	40	6	20
Townhouse	34	34	26	32
Apartments	0	2	0	17
TOTAL	117	192	77	202

RESIDENTIAL UNITS HISTORICAL COMPARISON

AREA	YEAR: 2011 (to end of April)	2010	2009	2008	2007	2006	2005	2004	2003	2002	2001
Bowmanville	89	282	98	340	451	609	307	587	468	345	312
Courtice	78	236	113	134	82	126	241	173	180	133	129
Newcastle	16	37	24	60	77	84	202	191	123	131	76
Wilmot Creek	4	8	9	30	16	15	15	25	29	38	24
Orono	0	1	0	2	1	1	1	2	0	1	0
Darlington	1	8	6	10	6	7	14	15	13	17	47
Clarke	1	6	11	5	11	12	13	10	16	15	9
Burketon	0	1	0	0	0	0	1	1	1	1	0
Enfield	0	0	0	0	0	0	0	0	0	0	0
Enniskillen	0	3	2	0	0	1	1	1	0	2	5
Hampton	0	0	0	0	1	1	1	0	3	1	1
Haydon	0	0	0	0	0	0	0	0	0	0	0
Kendal	0	1	1	0	1	0	0	1	0	3	2
Kirby	0	1	0	0	0	0	0	0	0	0	0
Leskard	0	0	0	0	0	0	0	0	0	1	0
Maple Grove	0	0	0	0	0	0	0	0	1	0	0
Mitchell Corners	1	0	0	0	1	0	0	1	0	0	0
Newtonville	2	7	5	7	2	2	4	5	3	3	0
Solina	0	1	5	0	6	3	3	3	3	1	1
Tyrone	0	1	0	5	0	0	0	0	3	9	3
TOTALS	192	593	274	593	655	861	802	1,015	843	701	609