

**Meeting:** GENERAL PURPOSE AND ADMINISTRATION COMMITTEE

**Date:** Monday, March 21, 2011

**Resolution #:** \_\_\_\_\_

**Report #:** EGD-013-11

**File #:** \_\_\_\_\_

**By-law #:** \_\_\_\_\_

---

**Subject:** MONTHLY REPORT ON BUILDING PERMIT ACTIVITY FOR FEBRUARY, 2011.

---

**Recommendations:**

It is respectfully recommended that the General Purpose and Administration Committee recommend to Council the following:

1. THAT Report EGD-013-11 be received for information.
- 

Submitted by: \_\_\_\_\_  
A. S. Cannella, C.E.T.  
Director of Engineering Services

Reviewed by: \_\_\_\_\_  
Franklin Wu  
Chief Administrative Officer

ASC\*RP\*bb  
March 14, 2011

## 1. BACKGROUND

1.1 With respect to the Building Permit Activity for the month of FEBRUARY 2011, Staff wish to highlight the following statistics for the information of Committee and Council.

### MONTH OF FEBRUARY

BUILDING CATEGORY	2011		2010		% CHANGE OF VALUE 2011-2010
	NUMBER OF PERMITS	VALUE OF CONSTRUCTION	NUMBER OF PERMITS	VALUE OF CONSTRUCTION	
Residential	32	\$7,115,225	61	\$12,910,844	-44.9%
Industrial	1	\$450,000	0	\$0	N/A
Government	1	\$120,000	0	\$0	N/A
Commercial	1	\$51,860	2	\$727,900	-92.9%
Institutional	1	\$1,600,000	1	\$8,886,600	-82.0%
Agricultural	0	\$0	0	\$0	N/A
Demolition	3	\$0	1	\$0	N/A
<b>TOTAL</b>	<b>39</b>	<b>\$9,337,085</b>	<b>65</b>	<b>\$22,525,344</b>	<b>-58.5%</b>

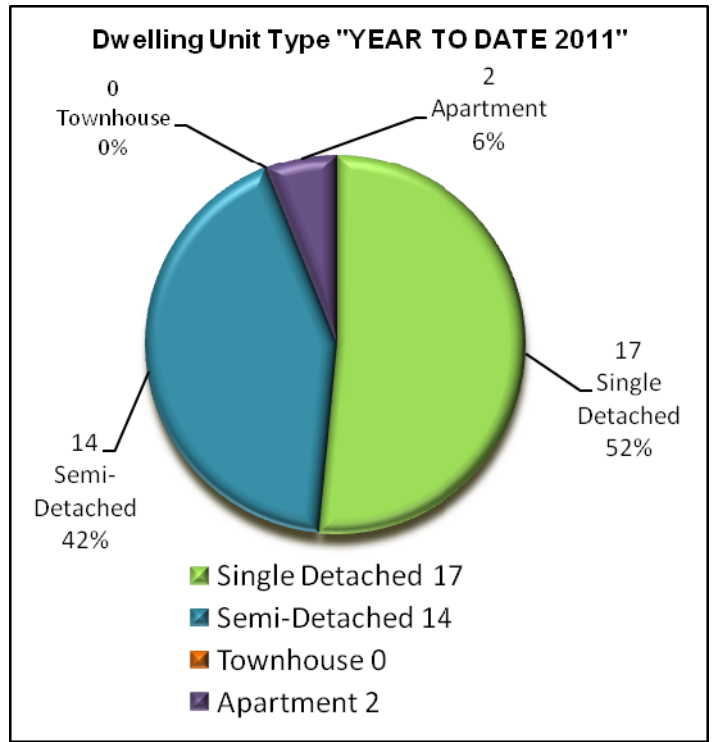
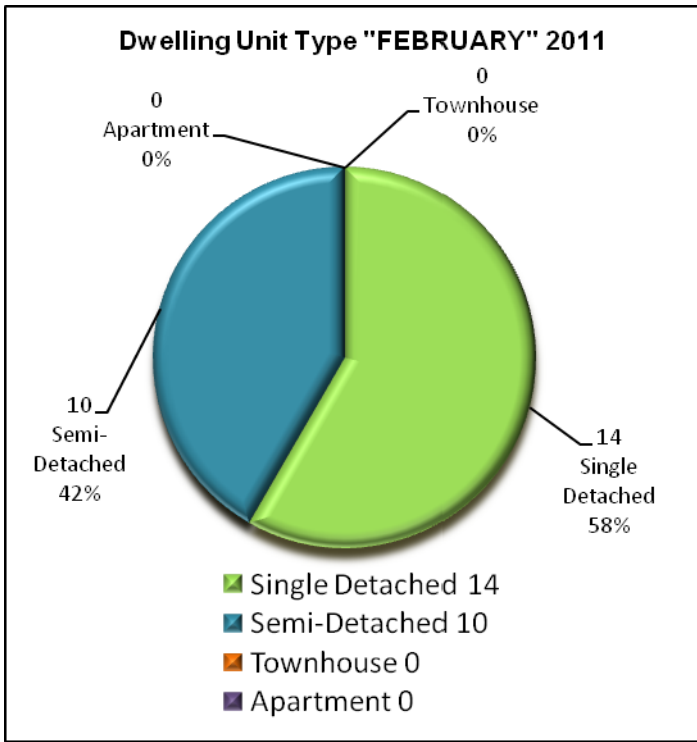
### YEAR TO DATE

BUILDING CATEGORY	2011		2010		% CHANGE OF VALUE 2011-2010
	NUMBER OF PERMITS	VALUE OF CONSTRUCTION	NUMBER OF PERMITS	VALUE OF CONSTRUCTION	
Residential	53	\$9,621,372	97	\$19,111,433	-49.7%
Industrial	2	\$480,000	0	\$0	N/A
Government	1	\$120,000	0	\$0	N/A
Commercial	4	\$222,860	7	\$1,164,400	-80.9%
Institutional	1	\$1,600,000	5	\$9,104,400	-82.4%
Agricultural	2	\$122,416	3	\$301,500	-59.4%
Demolition	3	\$0	3	\$0	N/A
<b>TOTAL</b>	<b>66</b>	<b>\$12,166,648</b>	<b>115</b>	<b>\$29,681,733</b>	<b>-59.0%</b>

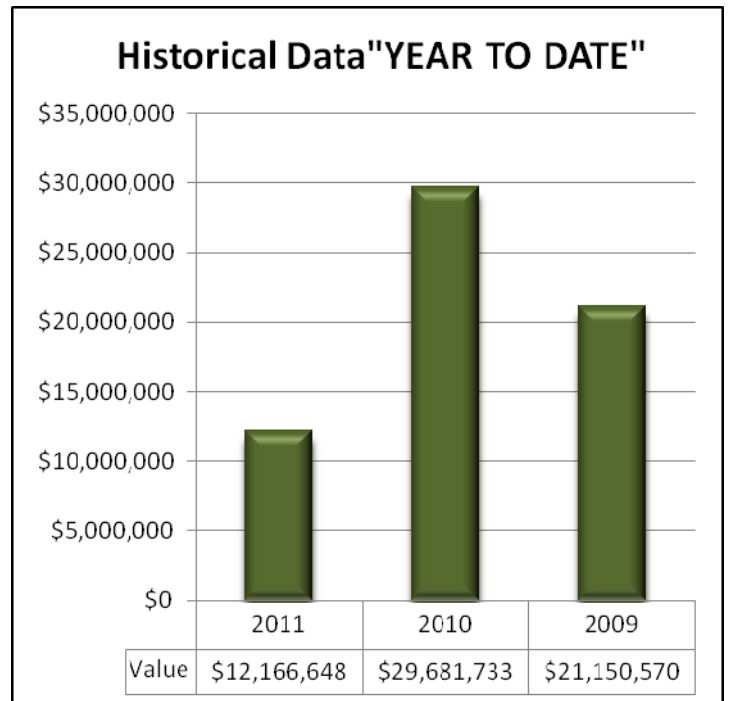
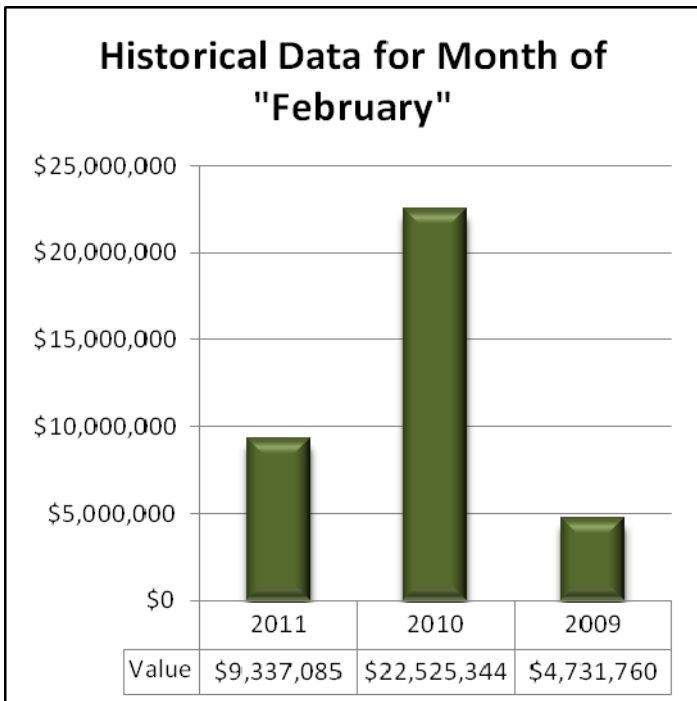
1.2 With respect to building permit activities (over \$250,000) and large residential building permit activities, the details are provided as follows:

<b>Owner / Applicant</b>	<b>Construction Type</b>	<b>Location</b>	<b>Value</b>
LAKERIDGE HEALTH CORPORATION	Renovations to Hospital (CCU)	47 LIBERTY SOUTH STREET, BOWMANVILLE	\$1,600,000
ONTARIO POWER GENERATION	Upgrade fire detection system	2,151 SOUTH SERVICE ROAD, DARLINGTON	\$450,000

The following is a comparison of the types of dwelling units issued for the month of "FEBRUARY" and "YEAR TO DATE".



The following is a historical comparison of the building permits issued for the month of "FEBRUARY" and "YEAR TO DATE" for a three year period.



**PERMIT REVENUES**

	2011		2010	
	February	Year to Date	February	Year to Date
<b>PERMIT FEES</b>	\$42,074	\$60,168	\$176,484	\$229,662

**INSPECTION SERVICES**

	2011		2010	
	February	Year to Date	February	Year to Date
<b>Building Inspections</b>	325	612	297	607
<b>Plumbing &amp; Heating Inspections</b>	353	731	358	768
<b>Pool Enclosure Inspections</b>	0	0	0	0
<b>TOTAL</b>	678	1,343	655	1,375

**NUMBER OF NEW RESIDENTIAL UNITS**

	2011		2010	
	February	Year to Date	February	Year to Date
<b>Single Detached</b>	14	17	38	55
<b>Semi-Detached</b>	10	14	2	4
<b>Townhouse</b>	0	0	6	6
<b>Apartments</b>	0	2	5	5
<b>TOTAL</b>	24	33	51	70

## RESIDENTIAL UNITS HISTORICAL COMPARISON

AREA	YEAR: 2011 (to end of February)	2010	2009	2008	2007	2006	2005	2004	2003	2002	2001
Bowmanville	15	282	98	340	451	609	307	587	468	345	312
Courtice	14	236	113	134	82	126	241	173	180	133	129
Newcastle	2	37	24	60	77	84	202	191	123	131	76
Wilmot Creek	0	8	9	30	16	15	15	25	29	38	24
Orono	0	1	0	2	1	1	1	2	0	1	0
Darlington	0	8	6	10	6	7	14	15	13	17	47
Clarke	1	6	11	5	11	12	13	10	16	15	9
Burketon	0	1	0	0	0	0	1	1	1	1	0
Enfield	0	0	0	0	0	0	0	0	0	0	0
Enniskillen	0	3	2	0	0	1	1	1	0	2	5
Hampton	0	0	0	0	1	1	1	0	3	1	1
Haydon	0	0	0	0	0	0	0	0	0	0	0
Kendal	0	1	1	0	1	0	0	1	0	3	2
Kirby	0	1	0	0	0	0	0	0	0	0	0
Leskard	0	0	0	0	0	0	0	0	0	1	0
Maple Grove	0	0	0	0	0	0	0	0	1	0	0
Mitchell Corners	1	0	0	0	1	0	0	1	0	0	0
Newtonville	0	7	5	7	2	2	4	5	3	3	0
Solina	0	1	5	0	6	3	3	3	3	1	1
Tyrone	0	1	0	5	0	0	0	0	3	9	3
<b>TOTALS</b>	<b>33</b>	<b>593</b>	<b>274</b>	<b>593</b>	<b>655</b>	<b>861</b>	<b>802</b>	<b>1,015</b>	<b>843</b>	<b>701</b>	<b>609</b>