

Meeting: GENERAL PURPOSE AND ADMINISTRATION COMMITTEE

Date: Monday, September 12, 2011

Resolution #: _____

Report #: EGD-031-11

File #: _____

By-law #: _____

Subject: MONTHLY REPORT ON BUILDING PERMIT ACTIVITY FOR JUNE, 2011.

Recommendations:

It is respectfully recommended that the General Purpose and Administration Committee recommend to Council the following:

1. THAT Report EGD-031-11 be received for information.
-

Submitted by: _____
A. S. Cannella, C.E.T.
Director of Engineering Services

Reviewed by: _____
Franklin Wu
Chief Administrative Officer

ASC*RP*bb
July 15, 2011

1. BACKGROUND

- 1.1 With respect to the Building Permit Activity for the month of JUNE 2011, Staff wish to highlight the following statistics for the information of Committee and Council.

MONTH OF JUNE

BUILDING CATEGORY	2011		2010		% CHANGE OF VALUE 2011-2010
	NUMBER OF PERMITS	VALUE OF CONSTRUCTION	NUMBER OF PERMITS	VALUE OF CONSTRUCTION	
Residential	143	\$26,798,512	107	\$18,102,788	48.0%
Industrial	3	\$2,090,000	3	\$2,002,125	4.4%
Government	0	\$0	0	\$0	N/A
Commercial	15	\$10,060,989	6	\$18,194,935	-44.7%
Institutional	1	\$3,200	1	\$150,000	-97.9%
Agricultural	5	\$287,900	1	\$15,000	1,819.3%
Demolition	2	\$0	5	\$0	N/A
TOTAL	169	\$39,240,601	123	\$38,464,848	2.0%

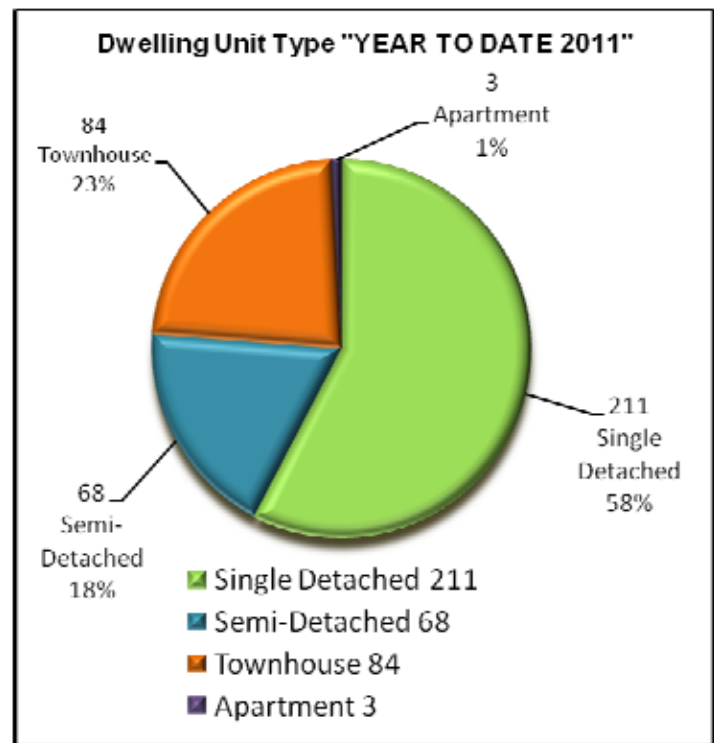
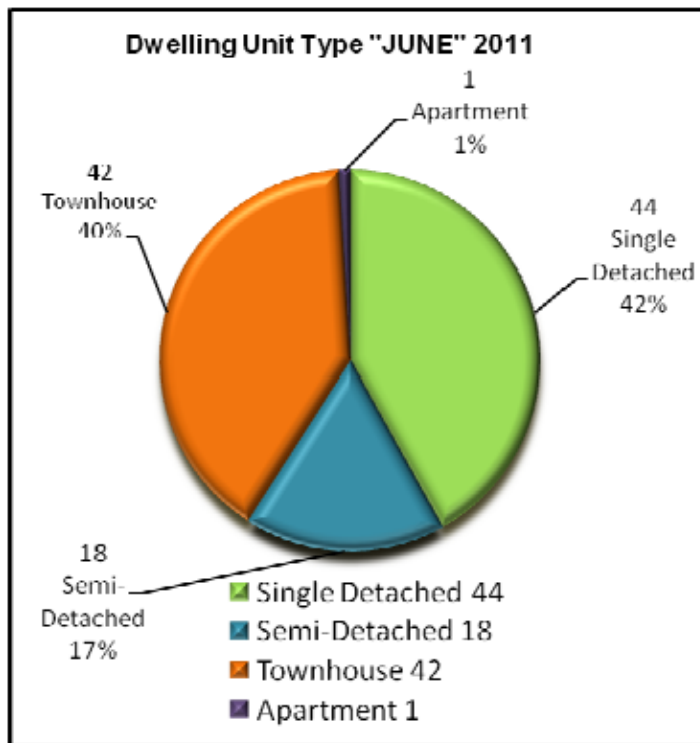
YEAR TO DATE

BUILDING CATEGORY	2011		2010		% CHANGE OF VALUE 2011-2010
	NUMBER OF PERMITS	VALUE OF CONSTRUCTION	NUMBER OF PERMITS	VALUE OF CONSTRUCTION	
Residential	486	\$101,949,128	471	\$89,437,011	14.0%
Industrial	6	\$2,635,000	3	\$2,002,125	31.6%
Government	4	\$201,000	2	\$2,010,700	-90.0%
Commercial	35	\$13,938,109	26	\$21,858,335	-36.2%
Institutional	5	\$2,305,200	9	\$9,310,400	-75.2%
Agricultural	12	\$617,316	11	\$1,308,536	-52.8%
Demolition	16	\$0	18	\$0	N/A
TOTAL	564	\$121,645,753	540	\$125,927,107	-3.4%

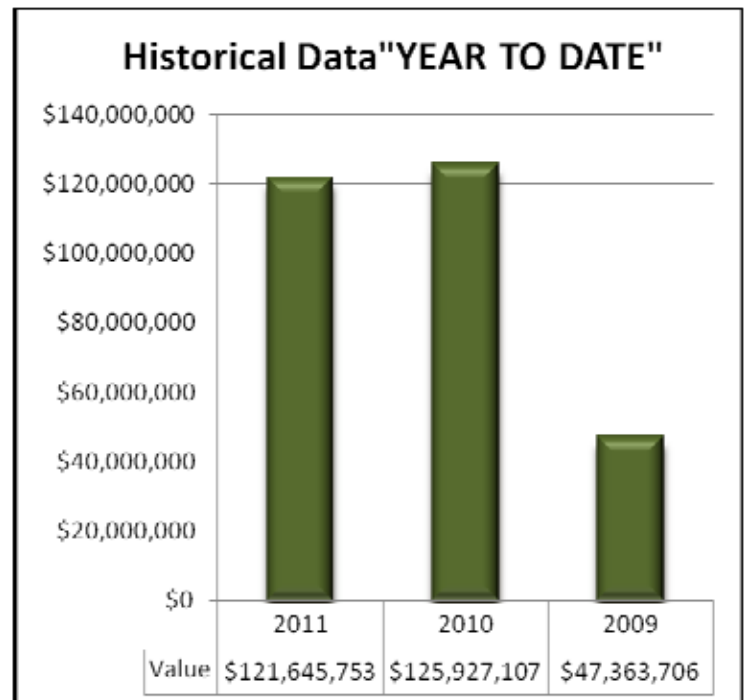
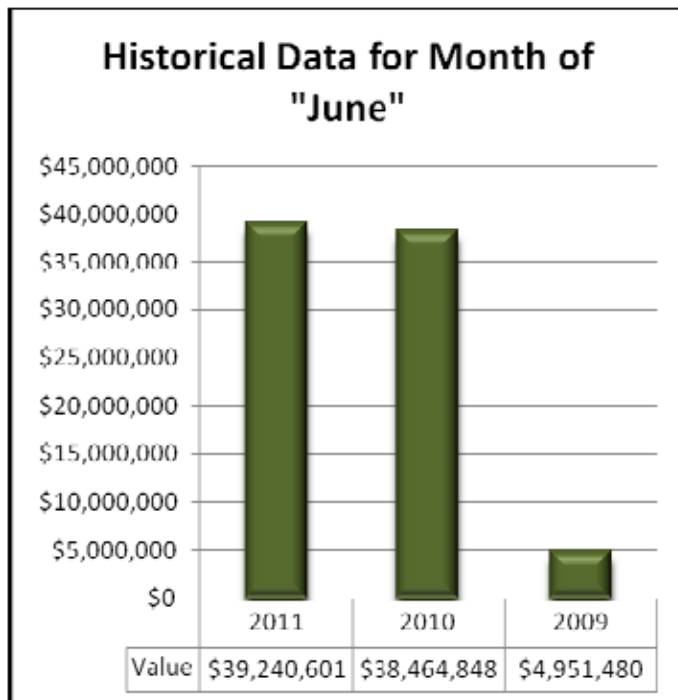
1.2 With respect to building permit activities (over \$250,000) and large residential building permit activities, the details are provided as follows:

Owner / Applicant	Construction Type	Location	Value
1 HARTWELL BOWMANVILLE INC	Medical Building	1 HARTWELL AVENUE, BOWMANVILLE	\$2,884,800
ROGERS COMMUNICATIONS INC.	Alterations & Additions to Rogers Telecommunications	1,616 HIGHWAY 2, COURTICE	\$1,800,000
KAREN BASTAS	Addition to Restaurant & Demolish Partial Existing	29 KING WEST AVENUE, NEWCASTLE VILLAGE	\$300,000
ONTARIO POWER GENERATION	Fire Protection Upgrades East Warehouse -	2,151 SOUTH SERVICE ROAD, DARLINGTON	\$250,000
1804603 ONTARIO INC.	Building A/C Grocery Store and Retail	680 LONGWORTH AVENUE BOWMANVILLE	\$3,416,248
1804603 ONTARIO INC.	Building B Retail	680 LONGWORTH AVENUE BOWMANVILLE	\$915,882
VALIANT RENTAL INC.	Building B	1995 GREEN ROAD BOWMANVILLE	\$1,051,809
VALIANT RENTAL INC.	Building E	1995 GREEN ROAD BOWMANVILLE	\$ 663,850
BOWMANVILLE INVEST. INC.	Interior Alterations (Mucho Burito)	2316 HIGHWAY 2 BOWMANVILLE	\$ 450,000

The following is a comparison of the types of dwelling units issued for the month of "JUNE" and "YEAR TO DATE".



The following is a historical comparison of the building permits issued for the month of "JUNE" and "YEAR TO DATE" for a three year period.



PERMIT REVENUES

	2011		2010	
	June	Year to Date	June	Year to Date
PERMIT FEES	\$280,043	\$805,629	\$308,011	\$933,090

INSPECTION SERVICES

	2011		2010	
	June	Year to Date	June	Year to Date
Building Inspections	643	2,699	595	2,573
Plumbing & Heating Inspections	697	2,996	539	2,694
Pool Enclosure Inspections	19	24	15	40
TOTAL	1,359	5,719	1,149	5,307

NUMBER OF NEW RESIDENTIAL UNITS

	2011		2010	
	June	Year to Date	June	Year to Date
Single Detached	44	211	36	201
Semi-Detached	18	68	20	64
Townhouse	42	84	19	57
Apartments	1	3	0	18
TOTAL	105	366	75	340

RESIDENTIAL UNITS HISTORICAL COMPARISON

AREA	YEAR: 2011 (to end of June)	2010	2009	2008	2007	2006	2005	2004	2003	2002	2001
Bowmanville	136	282	98	340	451	609	307	587	468	345	312
Courtice	190	236	113	134	82	126	241	173	180	133	129
Newcastle	24	37	24	60	77	84	202	191	123	131	76
Wilmot Creek	4	8	9	30	16	15	15	25	29	38	24
Orono	0	1	0	2	1	1	1	2	0	1	0
Darlington	2	8	6	10	6	7	14	15	13	17	47
Clarke	6	6	11	5	11	12	13	10	16	15	9
Burketon	0	1	0	0	0	0	1	1	1	1	0
Enfield	0	0	0	0	0	0	0	0	0	0	0
Enniskillen	0	3	2	0	0	1	1	1	0	2	5
Hampton	0	0	0	0	1	1	1	0	3	1	1
Haydon	0	0	0	0	0	0	0	0	0	0	0
Kendal	0	1	1	0	1	0	0	1	0	3	2
Kirby	0	1	0	0	0	0	0	0	0	0	0
Leskard	0	0	0	0	0	0	0	0	0	1	0
Maple Grove	0	0	0	0	0	0	0	0	1	0	0
Mitchell Corners	1	0	0	0	1	0	0	1	0	0	0
Newtonville	2	7	5	7	2	2	4	5	3	3	0
Solina	1	1	5	0	6	3	3	3	3	1	1
Tyrone	0	1	0	5	0	0	0	0	3	9	3
TOTALS	366	593	274	593	655	861	802	1,015	843	701	609