

Meeting: GENERAL PURPOSE AND ADMINISTRATION COMMITTEE

Date: Monday, April 18, 2011

Resolution #: _____

Report #: EGD-018-11

File #: _____

By-law #: _____

Subject: MONTHLY REPORT ON BUILDING PERMIT ACTIVITY FOR MARCH, 2011.

Recommendations:

It is respectfully recommended that the General Purpose and Administration Committee recommend to Council the following:

1. THAT Report EGD-018-11 be received for information.
-

Submitted by: _____
A. S. Cannella, C.E.T.
Director of Engineering Services

Reviewed by: _____
Franklin Wu
Chief Administrative Officer

ASC*RP*bb
April 13, 2011

1. BACKGROUND

1.1 With respect to the Building Permit Activity for the month of MARCH 2011, Staff wish to highlight the following statistics for the information of Committee and Council.

MONTH OF MARCH

BUILDING CATEGORY	2011		2010		% CHANGE OF VALUE 2011-2010
	NUMBER OF PERMITS	VALUE OF CONSTRUCTION	NUMBER OF PERMITS	VALUE OF CONSTRUCTION	
Residential	59	\$13,247,746	74	\$15,494,482	-14.5%
Industrial	0	\$0	0	\$0	N/A
Government	0	\$0	0	\$0	N/A
Commercial	7	\$609,500	7	\$1,867,900	-67.4%
Institutional	0	\$0	0	\$0	N/A
Agricultural	1	\$65,000	3	\$41,600	56.3%
Demolition	1	\$0	6	\$0	N/A
TOTAL	68	\$13,922,246	90	\$17,403,982	-20.0%

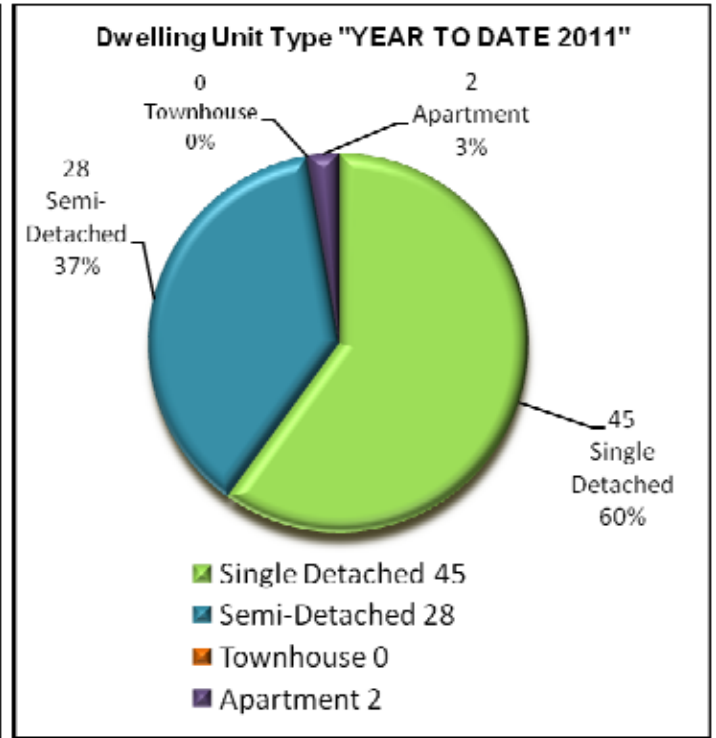
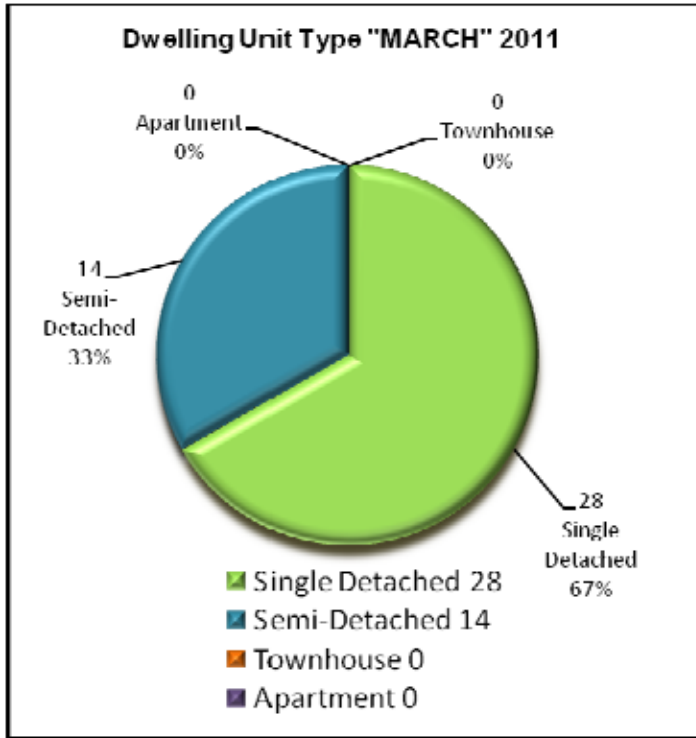
YEAR TO DATE

BUILDING CATEGORY	2011		2010		% CHANGE OF VALUE 2011-2010
	NUMBER OF PERMITS	VALUE OF CONSTRUCTION	NUMBER OF PERMITS	VALUE OF CONSTRUCTION	
Residential	112	\$22,869,118	171	\$34,605,915	-33.9%
Industrial	2	\$480,000	0	\$0	N/A
Government	1	\$120,000	0	\$0	N/A
Commercial	11	\$832,360	14	\$3,032,300	-72.6%
Institutional	1	\$1,600,000	5	\$9,104,400	-82.4%
Agricultural	3	\$187,416	6	\$343,100	-45.4%
Demolition	4	\$0	9	\$0	N/A
TOTAL	134	\$26,088,894	205	\$47,085,715	-44.6%

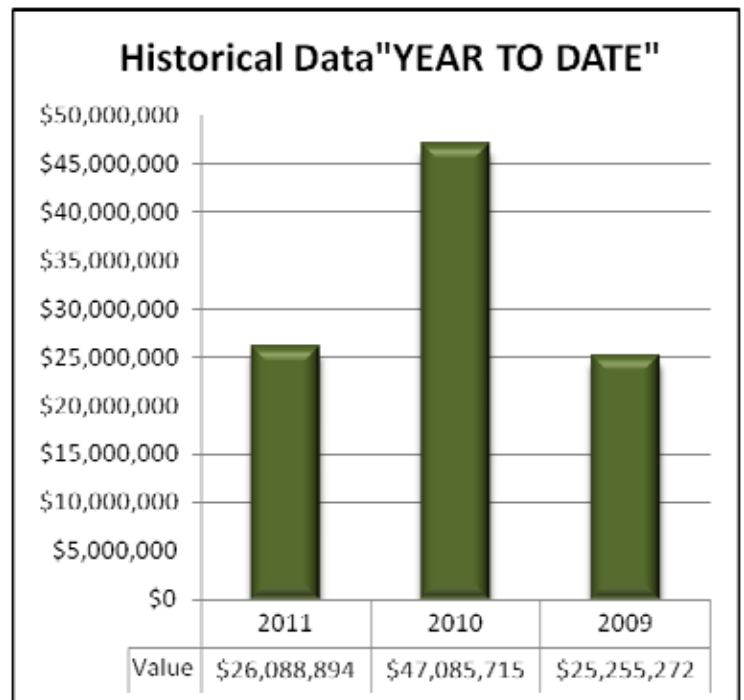
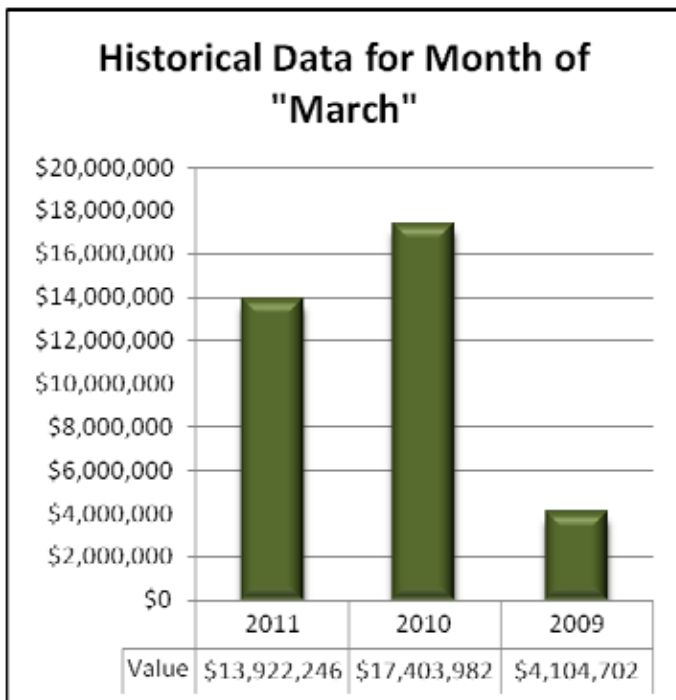
1.2 With respect to building permit activities (over \$250,000) and large residential building permit activities, the details are provided as follows:

Owner / Applicant	Construction Type	Location	Value
WELCOME FEEDS	Retail Store (Welcome Feeds Warehouse)	2,165 HIGHWAY 2, MAPLE GROVE	\$475,000

The following is a comparison of the types of dwelling units issued for the month of "MARCH" and "YEAR TO DATE".



The following is a historical comparison of the building permits issued for the month of "MARCH" and "YEAR TO DATE" for a three year period.



PERMIT REVENUES

	2011		2010	
	March	Year to Date	March	Year to Date
PERMIT FEES	\$85,115	\$145,283	\$120,427	\$350,088

INSPECTION SERVICES

	2011		2010	
	March	Year to Date	March	Year to Date
Building Inspections	403	1,014	401	1,008
Plumbing & Heating Inspections	445	1,183	473	1,241
Pool Enclosure Inspections	0	0	1	1
TOTAL	848	2,197	875	2,250

NUMBER OF NEW RESIDENTIAL UNITS

	2011		2010	
	March	Year to Date	March	Year to Date
Single Detached	28	45	33	88
Semi-Detached	14	28	10	14
Townhouse	0	0	0	6
Apartments	0	2	12	17
TOTAL	42	75	55	125

RESIDENTIAL UNITS HISTORICAL COMPARISON

AREA YEAR:

							3	0
0	6	3	3	3	3	1	1	1
5	0	0	0	0	3	9	3	3
593	655	861	802	1,015	843	701	609	