

Meeting: GENERAL PURPOSE AND ADMINISTRATION COMMITTEE

Date: Monday, June 27, 2011

Resolution #: _____

Report #: EGD-026-11

File #: _____

By-law #: _____

Subject: MONTHLY REPORT ON BUILDING PERMIT ACTIVITY FOR MAY, 2011.

Recommendations:

It is respectfully recommended that the General Purpose and Administration Committee recommend to Council the following:

1. THAT Report EGD-026-11 be received for information.
-

Submitted by: _____
A. S. Cannella, C.E.T.
Director of Engineering Services

Reviewed by: _____
Franklin Wu
Chief Administrative Officer

ASC*RP*bb
June 16, 2011

1. BACKGROUND

- 1.1 With respect to the Building Permit Activity for the month of MAY 2011, Staff wish to highlight the following statistics for the information of Committee and Council.

MONTH OF MAY

BUILDING CATEGORY	2011		2010		% CHANGE OF VALUE 2011-2010
	NUMBER OF PERMITS	VALUE OF CONSTRUCTION	NUMBER OF PERMITS	VALUE OF CONSTRUCTION	
Residential	90	\$20,436,048	89	\$16,311,859	25.3%
Industrial	0	\$0	0	\$0	N/A
Government	3	\$81,000	0	\$0	N/A
Commercial	5	\$2,898,760	4	\$602,100	381.4%
Institutional	0	\$0	2	\$6,000	N/A
Agricultural	2	\$42,000	1	\$85,000	-50.6%
Demolition	4	\$0	2	\$0	N/A
TOTAL	104	\$23,457,808	98	\$17,004,959	37.9%

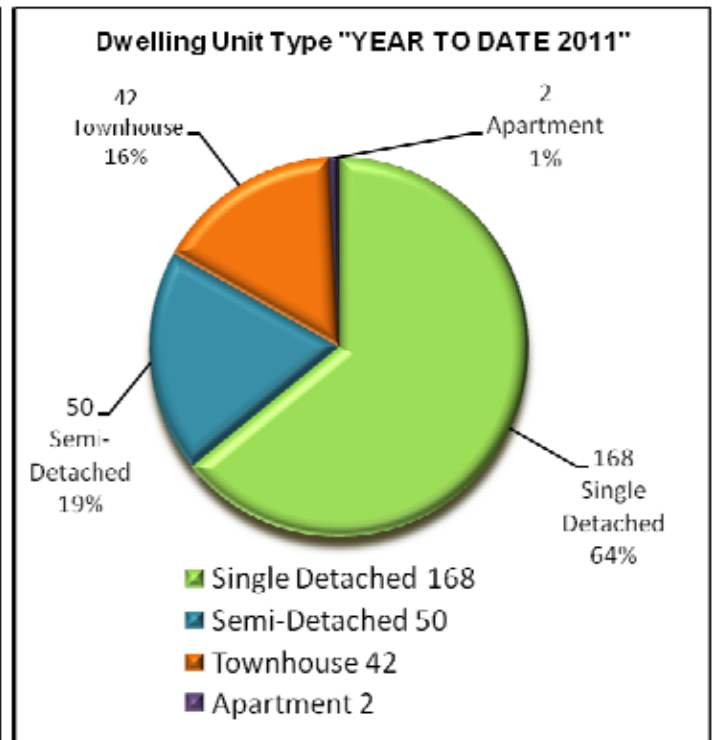
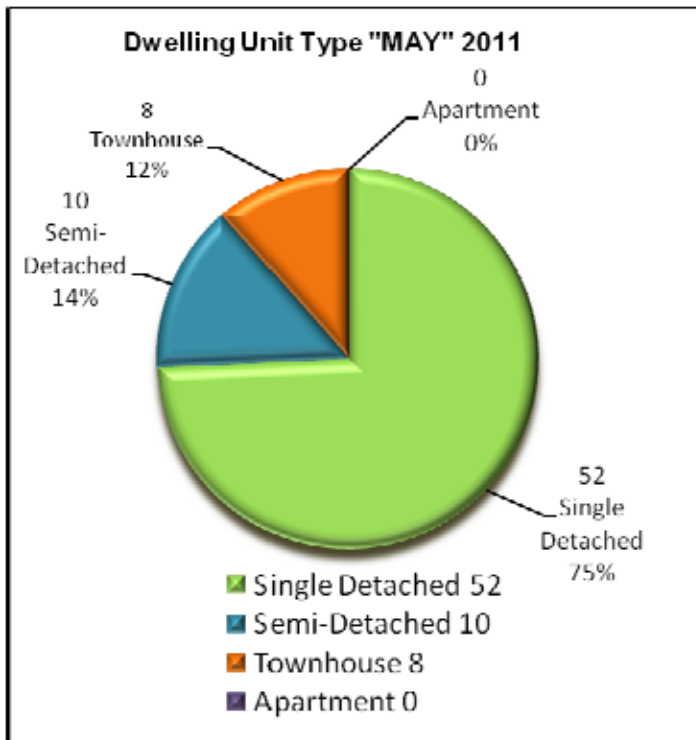
YEAR TO DATE

BUILDING CATEGORY	2011		2010		% CHANGE OF VALUE 2011-2010
	NUMBER OF PERMITS	VALUE OF CONSTRUCTION	NUMBER OF PERMITS	VALUE OF CONSTRUCTION	
Residential	343	\$75,150,616	364	\$71,334,223	5.4%
Industrial	3	\$545,000	0	\$0	N/A
Government	4	\$201,000	2	\$2,010,700	-90.0%
Commercial	20	\$3,877,120	20	\$3,663,400	5.8%
Institutional	4	\$2,302,000	8	\$9,160,400	-74.9%
Agricultural	7	\$329,416	10	\$1,293,536	-74.5%
Demolition	14	\$0	13	\$0	N/A
TOTAL	395	\$82,405,152	417	\$87,462,259	-5.8%

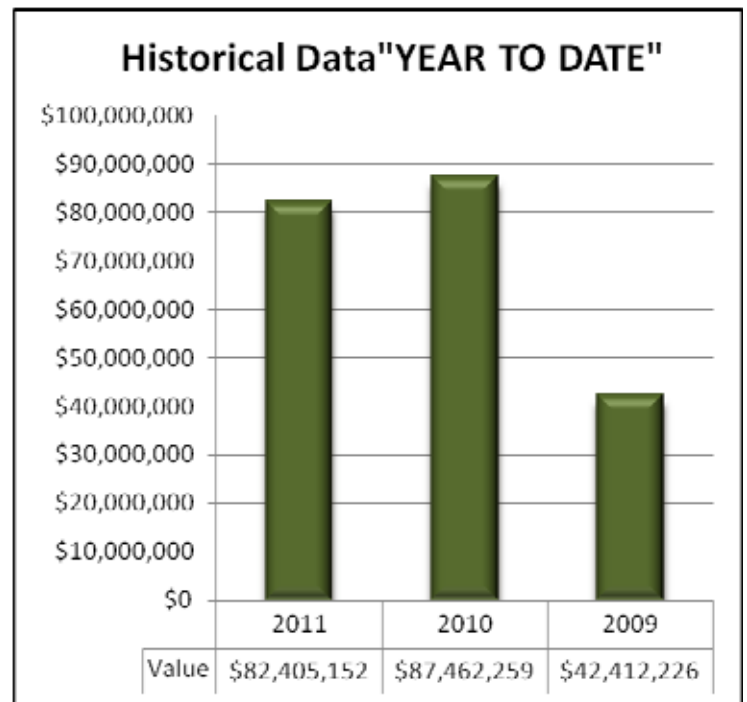
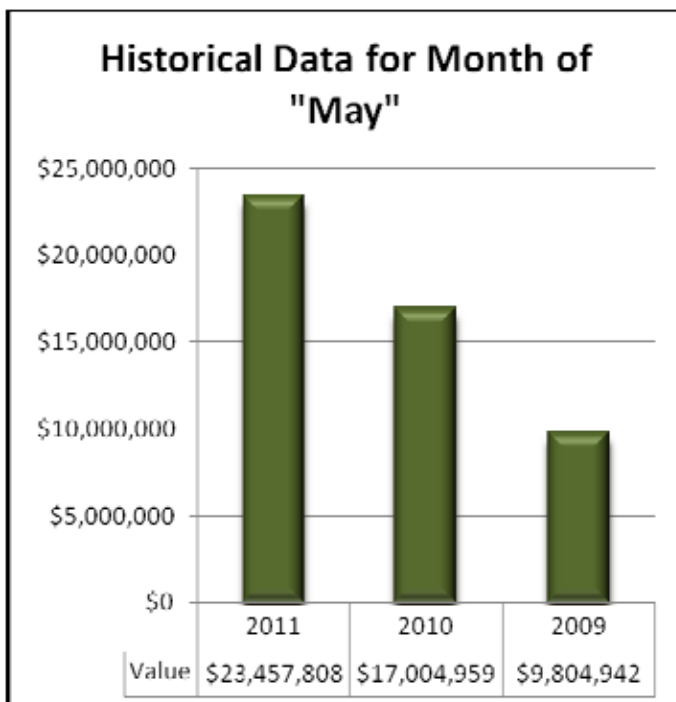
1.2 With respect to building permit activities (over \$250,000) and large residential building permit activities, the details are provided as follows:

Owner / Applicant	Construction Type	Location	Value
LAKERIDGE HEALTH CORPORATION	Renovations to Hospital (CCU)	47 LIBERTY SOUTH STREET, BOWMANVILLE	\$1,600,000
ONTARIO POWER GENERATION	Upgrade fire detection system	2,151 SOUTH SERVICE ROAD, DARLINGTON	\$450,000

The following is a comparison of the types of dwelling units issued for the month of "MAY" and "YEAR TO DATE".



The following is a historical comparison of the building permits issued for the month of "MAY" and "YEAR TO DATE" for a three year period.



PERMIT REVENUES

	2011		2010	
	May	Year to Date	May	Year to Date
PERMIT FEES	\$173,734	\$523,677	\$112,003	\$613,631

INSPECTION SERVICES

	2011		2010	
	May	Year to Date	May	Year to Date
Building Inspections	531	2,056	485	1,978
Plumbing & Heating Inspections	616	2,297	440	2,154
Pool Enclosure Inspections	5	5	19	25
TOTAL	1,152	4,358	944	4,157

NUMBER OF NEW RESIDENTIAL UNITS

	2011		2010	
	May	Year to Date	May	Year to Date
Single Detached	51	167	32	165
Semi-Detached	10	50	24	44
Townhouse	8	42	6	38
Apartments	0	2	1	18
TOTAL	69	261	63	265

RESIDENTIAL UNITS HISTORICAL COMPARISON

AREA	YEAR: 2011 (to end of May)	2010	2009	2008	2007	2006	2005	2004	2003	2002	2001
Bowmanville	123	282	98	340	451	609	307	587	468	345	312
Courtice	102	236	113	134	82	126	241	173	180	133	129
Newcastle	24	37	24	60	77	84	202	191	123	131	76
Wilmot Creek	4	8	9	30	16	15	15	25	29	38	24
Orono	0	1	0	2	1	1	1	2	0	1	0
Darlington	2	8	6	10	6	7	14	15	13	17	47
Clarke	3	6	11	5	11	12	13	10	16	15	9
Burketon	0	1	0	0	0	0	1	1	1	1	0
Enfield	0	0	0	0	0	0	0	0	0	0	0
Enniskillen	0	3	2	0	0	1	1	1	0	2	5
Hampton	0	0	0	0	1	1	1	0	3	1	1
Haydon	0	0	0	0	0	0	0	0	0	0	0
Kendal	0	1	1	0	1	0	0	1	0	3	2
Kirby	0	1	0	0	0	0	0	0	0	0	0
Leskard	0	0	0	0	0	0	0	0	0	1	0
Maple Grove	0	0	0	0	0	0	0	0	1	0	0
Mitchell Corners	1	0	0	0	1	0	0	1	0	0	0
Newtonville	2	7	5	7	2	2	4	5	3	3	0
Solina	0	1	5	0	6	3	3	3	3	1	1
Tyrone	0	1	0	5	0	0	0	0	3	9	3
TOTALS	261	593	274	593	655	861	802	1,015	843	701	609