

**ENGINEERING SERVICES DEPARTMENT**

---

**Meeting** GENERAL PURPOSE AND ADMINISTRATION COMMITTEE

**Date:** December 12, 2011      **Resolution #:**      **By-law #:**

**Report** EGD-039-11      **File #:**

**Subject** MONTHLY REPORT ON BUILDING PERMIT ACTIVITY FOR NOVEMBER, 2011.

**RECOMMENDATIONS:**

It is respectfully recommended that the General Purpose and Administration Committee recommend to Council the following:

1. THAT Report EGD-039-11 be received for information.

Submitted by: \_\_\_\_\_  
A. S. Cannella, C.E.T.  
Director of Engineering Services

Reviewed by: \_\_\_\_\_  
Franklin Wu  
Chief Administrative Officer

ASC/bb

## 1. BACKGROUND

1.1 With respect to the Building Permit Activity for the month of NOVEMBER 2011, Staff wish to highlight the following statistics for the information of Committee and Council.

### MONTH OF NOVEMBER

BUILDING CATEGORY	2011		2010		% CHANGE OF VALUE 2011-2010
	NUMBER OF PERMITS	VALUE OF CONSTRUCTION	NUMBER OF PERMITS	VALUE OF CONSTRUCTION	
Residential	43	\$10,698,460	52	\$9,784,428	9.3%
Industrial	2	\$316,318	0	\$0	N/A
Government	0	\$0	3	\$69,200	N/A
Commercial	7	\$398,364	2	\$877,000	-54.6%
Institutional	3	\$1,314,000	2	\$48,940	2,584.9%
Agricultural	0	\$0	4	\$222,096	N/A
Demolition	5	\$0	5	\$0	N/A
<b>TOTAL</b>	<b>60</b>	<b>\$12,727,142</b>	<b>68</b>	<b>\$11,001,664</b>	<b>15.7%</b>

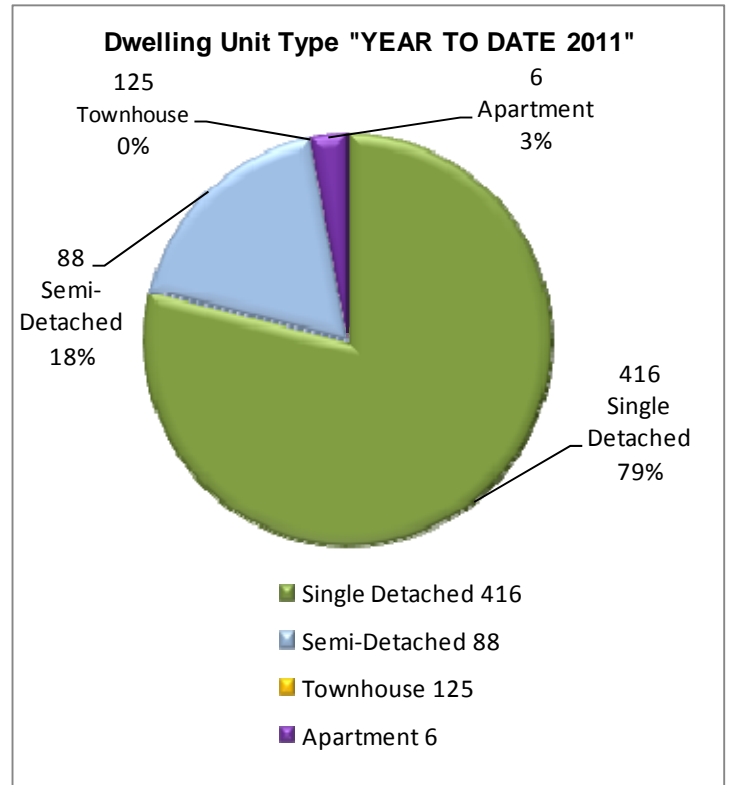
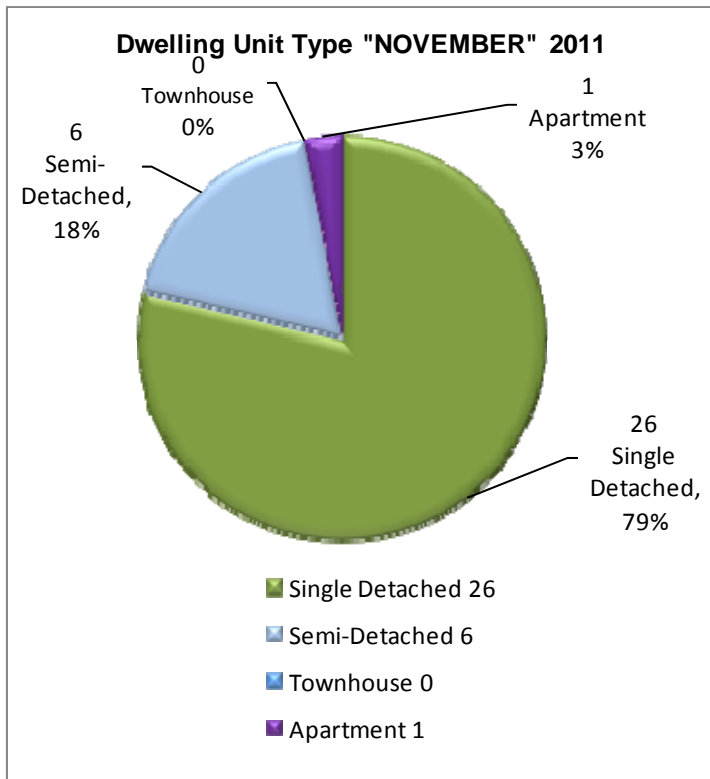
### YEAR TO DATE

BUILDING CATEGORY	2011		2010		% CHANGE OF VALUE 2011-2010
	NUMBER OF PERMITS	VALUE OF CONSTRUCTION	NUMBER OF PERMITS	VALUE OF CONSTRUCTION	
Residential	856	\$182,801,734	807	\$145,587,651	25.6%
Industrial	15	\$53,971,838	5	\$2,102,125	2,467.5%
Government	6	\$486,000	8	\$2,562,900	-81.0%
Commercial	56	\$20,481,799	49	\$26,571,659	-22.9%
Institutional	21	\$4,355,200	27	\$12,685,840	-65.7%
Agricultural	16	\$2,856,216	27	\$3,405,234	-16.1%
Demolition	31	\$0	64	\$0	N/A
<b>TOTAL</b>	<b>1,001</b>	<b>\$264,952,787</b>	<b>987</b>	<b>\$192,915,409</b>	<b>37.3%</b>

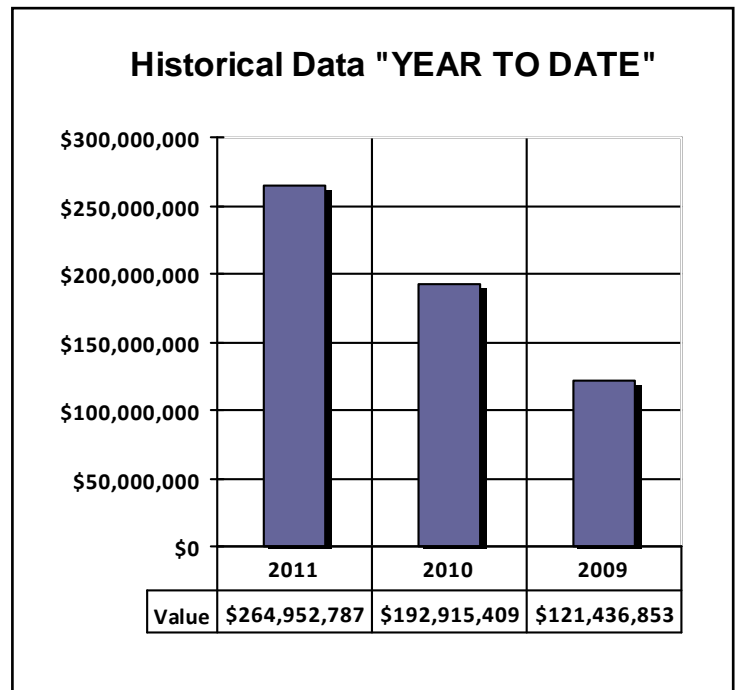
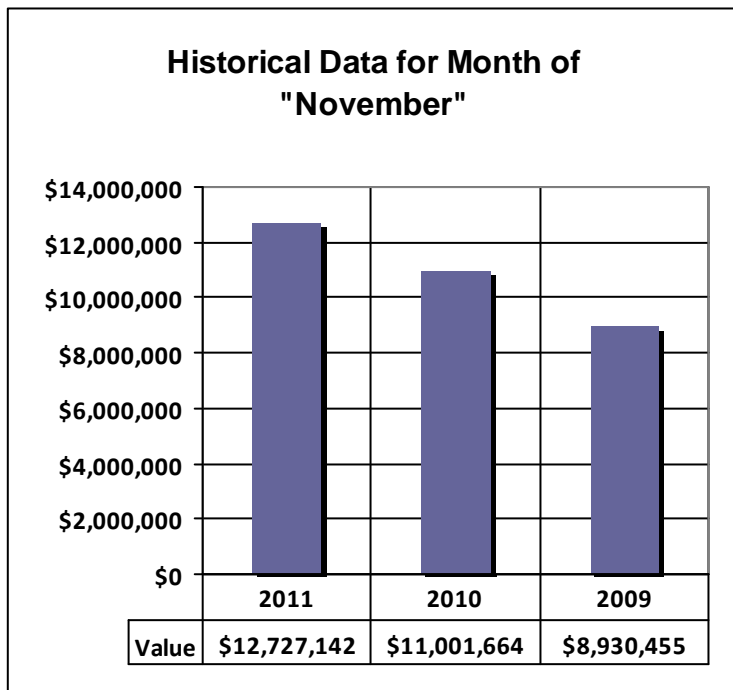
1.2 With respect to building permit activities (over \$250,000) and large residential building permit activities, the details are provided as follows:

<b>Owner / Applicant</b>	<b>Construction Type</b>	<b>Location</b>	<b>Value</b>
<b>ALL SERVICES INC</b>	Contractor Shed	511 TRULLS ROAD, COURTICE	\$296,318
<b>THE PRESIDENT OF THE LETHRIDGE STAKE</b>	Addition to Church	2425 HIGHWAY 2, BOWMANVILLE	\$1,291,000

The following is a comparison of the types of dwelling units issued for the month of "NOVEMBER" and "YEAR TO DATE".



The following is a historical comparison of the building permits issued for the month of "NOVEMBER" and "YEAR TO DATE" for a three year period.



### PERMIT REVENUES

	2011		2010	
	November	Year to Date	November	Year to Date
<b>PERMIT FEES</b>	\$88,663	\$1,794,116	\$76,087	\$1,385,713

### INSPECTION SERVICES

	2011		2010	
	November	Year to Date	November	Year to Date
<b>Building Inspections</b>	679	5,689	652	5,283
<b>Plumbing &amp; Heating Inspections</b>	747	6,552	638	5,383
<b>Pool Enclosure Inspections</b>	4	65	4	90
<b>TOTAL</b>	1,430	12,306	1,294	10,756

### NUMBER OF NEW RESIDENTIAL UNITS

	2011		2010	
	November	Year to Date	November	Year to Date
<b>Single Detached</b>	26	416	23	327
<b>Semi-Detached</b>	6	88	10	106
<b>Townhouse</b>	0	125	4	111
<b>Apartments</b>	1	6	2	21
<b>TOTAL</b>	33	635	39	565

## RESIDENTIAL UNITS HISTORICAL COMPARISON

AREA	YEAR: 2011 (to end of November)	2010	2009	2008	2007	2006	2005	2004	2003	2002	2001
Bowmanville	230	282	98	340	451	609	307	587	468	345	312
Courtice	282	236	113	134	82	126	241	173	180	133	129
Newcastle	100	37	24	60	77	84	202	191	123	131	76
Wilmot Creek	4	8	9	30	16	15	15	25	29	38	24
Orono	1	1	0	2	1	1	1	2	0	1	0
Darlington	5	8	6	10	6	7	14	15	13	17	47
Clarke	7	6	11	5	11	12	13	10	16	15	9
Burketon	0	1	0	0	0	0	1	1	1	1	0
Enfield	0	0	0	0	0	0	0	0	0	0	0
Enniskillen	0	3	2	0	0	1	1	1	0	2	5
Hampton	0	0	0	0	1	1	1	0	3	1	1
Haydon	0	0	0	0	0	0	0	0	0	0	0
Kendal	0	1	1	0	1	0	0	1	0	3	2
Kirby	0	1	0	0	0	0	0	0	0	0	0
Leskard	0	0	0	0	0	0	0	0	0	1	0
Maple Grove	0	0	0	0	0	0	0	0	1	0	0
Mitchell Corners	1	0	0	0	1	0	0	1	0	0	0
Newtonville	3	7	5	7	2	2	4	5	3	3	0
Solina	1	1	5	0	6	3	3	3	3	1	1
Tyrone	1	1	0	5	0	0	0	0	3	9	3
<b>TOTALS</b>	635	593	274	593	655	861	802	1,015	843	701	609

**2. CONCURRENCE** - Not Applicable

CONFORMITY WITH STRATEGIC PLAN - Not Applicable

Staff Contact: Rick Pigeon, Chief Building Official