

Clarington Budget

Municipal Spending

Each year, Council approves the Municipal Budget to pay for services provided to the community. The budget pays for day-to-day operating costs and long-term capital expenses.

\$104 million

Total operating and capital budget.*

Clarington's total budget comes from local taxes as well as other revenue sources such as fees, reserve funds, interest, grants, penalties, and donations.

**Based on the approved 2021 budget*

\$79 million

Total operating budget.* Pays for day-to-day operations, services, programs and facilities.

\$25 million

Total capital budget.* Pays for long-term infrastructure projects.

How each \$100 of Clarington's tax levy is spent:



Tax bill breakdown:

\$394,000

Average assessed value of a home in Clarington

\$4,535

Average property taxes paid

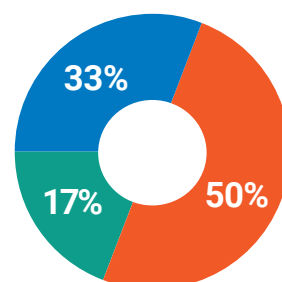





Property taxes are calculated based on how much your home is worth (assessed value). The average assessed value of a home in other GTA municipalities tends to be higher than in Clarington.

The tax rate is calculated by taking the sum of all assessed homes and dividing it by how much it costs the Municipality to provide services. Each homeowner pays for services based on how much their house is worth. So if the overall assessed value is higher, the tax rate is lower.

Research shows that the average tax levy (the money you pay) is lower in Clarington than in most other Durham municipalities.

Where your money goes:



-  Municipality of Clarington
-  Regional Municipality of Durham
-  School Boards